



PARTS CATALOGUE
2&4-wheel drive type
ISEKI TRACTOR

TX2140
ISEKI
TOKYO, JAPAN

CONTENTS

CHASSIS TX2140

		PAGE
Fig. 18	AIR CLEANER AND RADIATOR SYSTEM	35
	Filtre a air et radiateur	
Fig. 19	MUFFLER SYSTEM	37
Fig. 20	BONNET AND FRAME SYSTEM	39
	Carenage	
Fig. 21	FRONT AXLE CASE SYSTEM (4WD)	41
	Boite de l'essieu avant	
Fig. 22	FRONT AXLE CASE AND KNUCKLE ARM SYSTEM (4WD)	43
	Pivot et axe d'accouplement	
Fig. 23	FRONT AXLE SYSTEM (2WD)	45
	Essieu avant	
Fig. 24	FRONT DIFFERENTIAL SYSTEM (4WD)	47
	Commande du differential avant	
Fig. 25	FRONT WHEEL SYSTEM (4WD)	49
	Jante avant	
Fig. 26	FRONT WHEEL SYSTEM (2WD)	51
	Jante avant	
Fig. 27	DRIVE SHAFT SYSTEM (4WD)	53
	Demi arbre avant	
Fig. 28	STEERING SYSTEM	55
	Direction	
Fig. 29	CLUTCH HOUSING AND CLUTCH PEDAL SYSTEM	57
	Embrayage	
Fig. 30	BRAKE ROD SYSTEM	61
	Tringle et pedales	
Fig. 31	BRAKE ROD SYSTEM (FOR E20,21,22)	65
	Tringle et pedales	
Fig. 32	FUEL TANK, BATTERY AND THROTTLE LEVER SYSTEM	69
	Reservoir et batterie	
Fig. 33	FRONT TRANSMISSION CASE SYSTEM	71
	Boite de vitesses av	
Fig. 34	FRONT TRANSMISSION GEAR SYSTEM	73
	Boite de vitesses av	
Fig. 35	SHIFTING SYSTEM	77
	Mechanisme de changement	
Fig. 36	REAR TRANSMISSION CASE SYSTEM	81
	Boite de vitesses ar	
Fig. 37	P. T. O. SHAFT SYSTEM	83
	Arbre de prise de force	
Fig. 38	REAR AXLE SYSTEM	85
	Arbre arriere avec portique	

CONTENTS

ENGINE TX2140

	PAGE
Fig. 1 CRANK CASE GROUP	1
Carter moteur	
Fig. 2 OIL PAN AND GEAR CASE GROUP	3
Couvercle inferieur	
Fig. 3 CYLINDER HEAD GROUP	5
Culasse	
Fig. 4 MAIN MOVING PARTS GROUP	7
Vilebrequin	
Fig. 5 TIMING PARTS GROUP	9
Distribution	
Fig. 6 FUEL SUPPLY PARTS GROUP	11
Systeme d'alimentation	
Fig. 7 FUEL INJECTION PUMP	13
Pompe d'injection	
Fig. 8 NOZZLE AND NOZZLE HOLDER	16
Injecteur et corps	
Fig. 9 FUEL FILTER	17
Filtre a combustible	
Fig. 10 GOVERNOR PARTS GROUP	19
Regulateur	
Fig. 11 LUBRICATING PARTS GROUP	21
Systeme de graissage	
Fig. 12 COOLING PARTS GROUP	23
Systeme de refroidissement	
Fig. 13 INTAKE AND EXHAUST PARTS GROUP	24
Conduit d'admission et conduit d'echappement	
Fig. 14 ELECTRICAL EQUIPMENT	25
Equipment electrique	
Fig. 15 ALTERNATOR	27
Alternateur	
Fig. 16 STARTER	29
Demarreur	
Fig. 17 GASKET KIT	31
Joint comple ensemble	

E. Remarks: Additional notices are said here if any.

Explanation of symbols:

"★" shows parts made to order.

"□" shows parts not sold as a single part.

REQUESTS ON ORDERING PARTS:

Code No., Part Name, and Quantity should be typed clearly and correctly on your order sheet without fail.

Especially wrong code numbers which are computer-controlled may result in wrong delivery of parts.

ABBREVIATIONS

ABBREVIATION	ORIGINAL WORDS	ABBREVIATIONS	ORIGINAL WORDS
ACCEL	ACCELERATOR	NO	NUMBER
ADJ	ADJUST, ADJUSTING	NR	NEEDLE ROLLER
ASSY	ASSEMBLY	OS	OVER SIZE
BKT	BRACKET	P=	PITCH
CONN	CONNECTING	PKG	PACKING
CRANK	CRANKSHAFT	PL	PLAIN
CYL	CYLINDER	PRESS	PRESSURE
DEL	DELIVERY	PTO	POWER TAKE OFF
DIFF	DIFFERENTIAL	R	REAR
EXH	EXHAUST	RB	RADIAL BALL
F	FRONT	RH	RIGHT HAND
HI	HIGH	SP	SPRING
HYD	HYDRAULIC	ST	STRAIGHT
I	INNER	STD	STANDARD
INJ	INJECTION	T	TEETH
LH	LEFT HAND	TB	THRUST BALL
LW	LOWER	US	UNDER SIZE
MANF	MANIFOLD	UP	UPPER
MAX	MAXIMUM	W:	WITH
MECH	MECHANICAL	3P	THREE POINT
MIN	MINIMUM		

HOW TO USE THIS PARTS CATALOGUE

CATALOGUE CONSTRUCTION

Ref. No. Ref. N°	Parts No. Pieces N°	Description Designation	Q'ty Quant.	Remarks Remarques
A	B	C	D	E

- A. Ref. No : It is a reference number to find parts in the drawings.
- B. Parts No : Every part has its own 12-digit code number with which it is computer-controlled.
Parts which have "V" at their code numbers' head are purchasable in the market.
- C. Description: Names, sizes, functions and other meanings of parts are found in this column.
"LH" and "RH" of parts are given by facing to the tractor-moving-forward direction or looking at them mounted on the tractor.
Components of an assembled part (ASS'Y or SET) are listed set in from ASS'Y or SET name and headed with ". ." as in the following example:

(Example)

JOINT (A) ASS'Y	
. YOKE (A), SPLINE	<div style="display: inline-block; border-left: 1px solid black; border-right: 1px solid black; height: 40px; width: 10px;"></div> } Components of JOINT (A) ASS'Y
. JOINT, CROSS	
. YOKE (B), SPLINE	
. RING, SNAP/C TYPE 20	

Abbreviations which are used : this column are explained in Table page 2

- D. Q'ty: This column specifies the quantity of a part required for one tractor. "AR" is the abbreviation of "AS REQUIRED".

E. Remarques: On trouvera ici des observations utiles s'il y a lieu.

Explications des symboles:

- "★" indique des pièces fabriquées sur commande.
- "△" indique des pièces qui ne sont pas vendues séparément.

INDICATIONS POUR LA COMMANDE DES PIÈCES:

Le N° de code, la désignation de la pièce, et la quantité voulue devront être indiqués clairement à la machine à écrire sans erreur ou omission sur la feuille de commande.

On notera en particulier que des numéros de code erronés enregistrés à la commande par ordinateur risquent d'entraîner des erreurs à la fourniture des pièces.

COMMENT LIRE LE CATALOGUE

AGENCEMENT DU CATALOGUE

Ref. No. Ref. N°	Parts No. Pièces N°	Description Designation	Q'ty Quant.	Remarks Remarques
A	B	C	D	E

- A. Réf. N° : C'est un numéro de référence pour trouver les pièces dans les plans.
- B. Pièces N° : Chaque pièce possède son propre numéro de code à 12 chiffres avec lequel elle peut être contrôlée par ordinateur.
Les pièces comportant un "V" dans leur numéro de code en tête sont procurable sur le marché.
- C. Désignation: La désignation, les dimensions, les fonctions et autres renseignements sur la pièces sont indiqués dans cette colonne.
Quand les côtés "Gauche" et "Droit" des pièces sont spécifiés, on doit alors regarder dans la direction d'avancement en avant du tracteur ou bien en étant monté sur le tracteur.
Les pièces constituanes d'un ensemble (ENSEMBLE ou JEU) sont énumérées sous la désignation de l'ENSEMBLE ou du JEU en question et précédées d'un " . " comme dans l'exemple suivant:

(Exemple):


ENSEMBLE ROUE DROITE

. JANTE 350B x 100C	} } }	Pièces
. PNEU 400-10		composantes
. CHAMBRE A AIR 400-10		de l'ENSEMBLE de ROUE DROITE

Les abréviations utilisées dans cette colonne sont expliquées dans le tableau à la page 2

- D. Quant.: Cette colonne spécifie les quantités d'une pièce requise pour chaque section donnée.
"AR" est une abréviation signifiant "SUIVANT LES BESOINS".

	PAGE
Fig. 39 ACCELERATIVE PEDAL AND THROTTLE LEVER SYSTEM	87
<i>Accelérateur</i>	
Fig. 40 SUB GEAR CASE SYSTEM	89
<i>Boite de vitesse complète</i>	
Fig. 41 CREEP GEAR SYSTEM	91
<i>Reducteur</i>	
Fig. 42 CREEP SHIFTER SYSTEM	93
<i>Fourchette de baladeurs</i>	
Fig. 43 DIFFERENTIAL GEAR SYSTEM	95
<i>Commande et blocage du différentiel</i>	
Fig. 44 BRAKE SYSTEM	97
<i>Frein</i>	
Fig. 45 HYDRAULIC CYLINDER CASE SYSTEM	99
<i>Mechanisme de relevage hydraulique</i>	
Fig. 46 LIFT ARM SYSTEM	101
<i>Relevage bras</i>	
Fig. 47 HYDRAULIC PIPING SYSTEM (1)	103
<i>Hydraulique tuyautage</i>	
Fig. 48 HYDRAULIC PIPING SYSTEM (2)	105
<i>Hydraulique tuyautage</i>	
Fig. 49 SEAT AND FENDER SYSTEM	107
<i>Siege et aile</i>	
Fig. 50 ELECTRICAL SYSTEM (1)	109
<i>Equipment électrique</i>	
Fig. 51 ELECTRICAL SYSTEM (2)	111
<i>Equipment électrique</i>	
Fig. 52 WIRING DIAGRAM	113
<i>Cablage diagramme</i>	
Fig. 53 WEIGHT (OPTION FOR E20,21,40,41,50,51,61)	114
<i>Gueuses</i>	
Fig. 54 THREE POINT SYSTEM	115
<i>Attelage trois point</i>	
Fig. 55 FRONT P.T.O. UNIT (1) (OPTION)	117
<i>Prise de force</i>	
Fig. 56 FRONT P.T.O. UNIT (2) (OPTION)	119
<i>Prise de force</i>	
Fig. 57 CLUTCH CASE FOR FRONT P.T.O. UNIT (OPTION)	121
<i>Cloche d'embrayage</i>	
Fig. 58 MARKS	123
<i>Etiquette</i>	
Fig. 59 MARKS (FRENCH) (FOR E50,51,52)	125
<i>Etiquette</i>	
Fig. 60 TOOLS AND TRAILER HITCH SYSTEM	127
<i>Outils</i>	
Fig. 61 EMERGENCY STOP LEVER SET (OPTION FOR E20,21,22	129



ENGINE

Moteur

K3A-11GT

(for TX2140)
(pour TX2140)


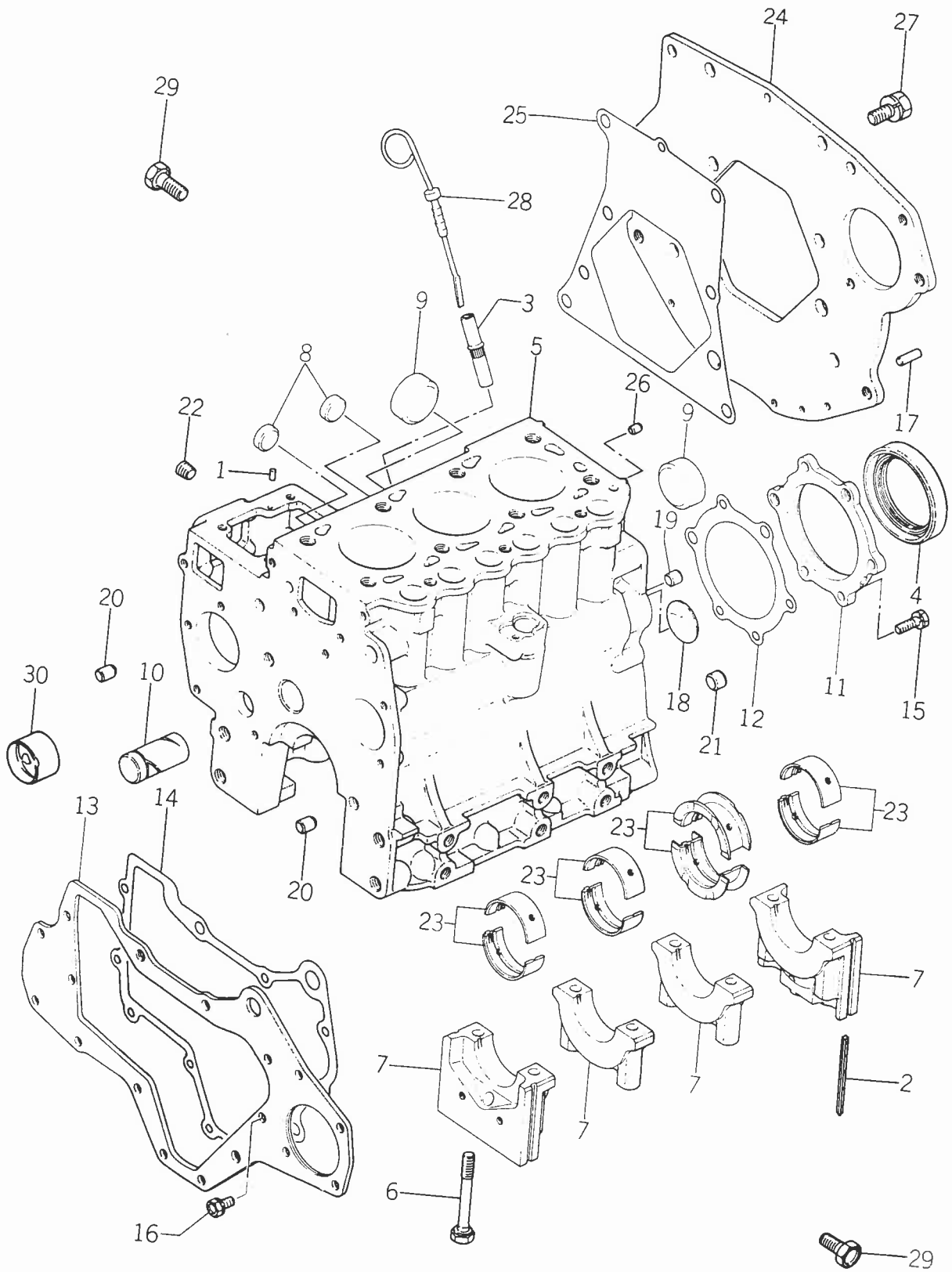
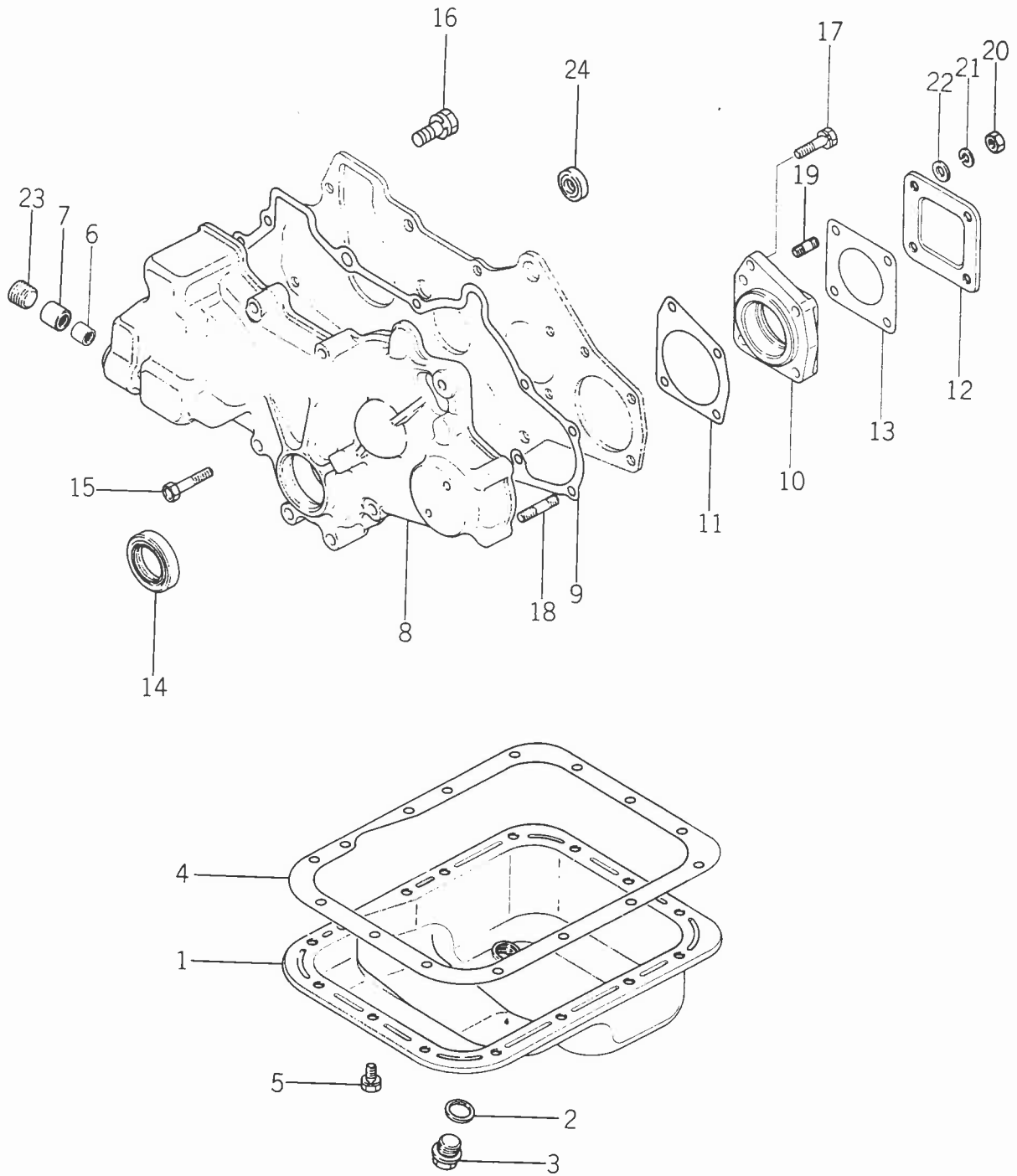


Fig. 1 CRANK CASE GROUP
Carter moteur



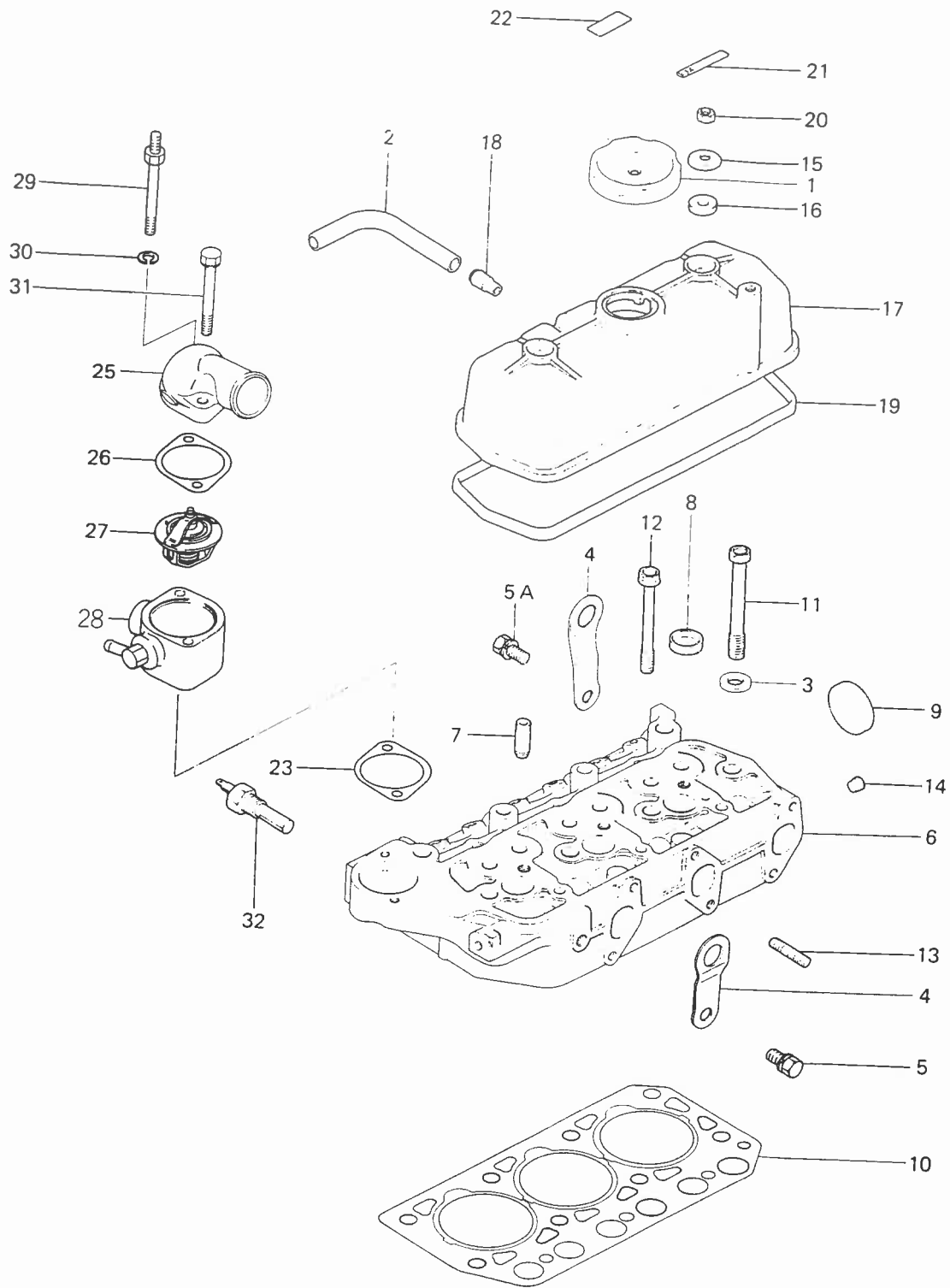
Ref No. Réf N°.	Parts No. Pièces N°.	Description Désignation	Q'ty Quant	Remarks Remarques
1- 1	5663-000-2680-0	PIN, DOWEL Goupille	2	MD000268
1- 1a	5663-000-2680-0	PIN, DOWEL Goupille	2	(A) MM409645
1- 2	5650-040-6228-0	SEAL, SIDE Joint	4	MM406228
1- 3	5650-040-6235-0	GUIDE, LEVEL GAUGE Guide	1	MM406235
1- 3a	5650-040-6235-0	GUIDE, LEVEL GAUGE Guide	1	(A) MM430613
1- 4	5650-040-6242-0	SEAL, OIL Bague d'étanchéité	1	MM406242
1- 5	5650-040-8340-0	CYL BLOCK SUB ASSY Block-cylindres	1	MM408340
1- 5a	5650-040-8340-0	CYL BLOCK SUB ASSY Block-cylindres	1	(B) MM413855
1- 6	5650-040-6217-0	BOLT, BEARING CAP Vis	8	MM406217
1- 7	5650-040-8173-0	CAP, BEARING ASSY Couvercle de palier	1	△ MM408173
1- 8	5660-066-5538-0	CAP, SEALING/25 Pastille	2	MF665538
1- 9	5660-066-5543-0	CAP, SEALING/45 Pastille	2	MF665543
1-10	5650-040-8175-0	SHAFT, IDLE Axe	1	MM408175
1-10a	5650-040-8175-0	SHAFT, IDLE Axe	1	(A) MM408169
1-10b	5650-040-8175-0	SHAFT, IDLE Axe	1	(A) MM430113
1-11	5650-040-8200-0	CASE, OIL SEAL Carter	1	MM408200
1-12	5650-040-8205-0	GASKET, OIL SEAL Joint	1	MM408205
1-13	5650-040-8221-0	PLATE, F. Plaque av.	1	MM408221
1-14	5650-040-8226-0	GASKET, F. PLATE Joint de carter	1	MM408226
1-15	5660-024-0054-0	BOLT, SEMS/M8x22 Vis	6	MF240054
1-16	5660-024-1251-0	BOLT, SEMS/M8x16 Vis	3	MF241251
1-16a	5660-024-1251-0	BOLT, SEMS/M8x16 Vis	3	(A) MF240051
1-17	5660-047-2404-0	PIN, DOWEL/8 Goupille	1	MF472404
1-18	5660-066-5511-0	PLUG, EXPANSION/40 Opérucule	1	MF665511
1-19	5661-047-1104-0	BUSH, KNOCK/8x9 Fourreau	2	MS471104
1-20	5661-047-1105-0	BUSH, KNOCK/8x13 Fourreau	2	MS471105
1-21	5661-047-1110-0	BUSH, KNOCK/12x9 Fourreau	1	MS471110
1-22	5661-066-1121-0	PLUG, TAPER/PT1/4 Boisseau	3	MS661121
1-23	5650-040-8160-0	BEARING, CRANK/STD Cousinet	1	MM408160
1-23-1	5650-040-8161-0	BEARING, CRANK/0.25US Cousinet	1	MM408161
1-23-2	5650-040-8162-0	BEARING, CRANK/0.50US Cousinet	1	MM408162
1-23-3	5650-040-8163-0	BEARING, CRANK/1.00US Cousinet	1	MM408163
1-24	5650-040-8211-0	PLATE, R. Plaque ar.	1	MM408211
1-25	5650-040-8216-0	GASKET, R. PLATE Joint	1	MM408216
1-26	5650-040-8240-0	PIN, KNOCK/8x10 Goupille	1	MM408240
1-27	5660-024-1308-0	BOLT, SEMS/M12x28 Vis	6	MF241308
1-28	5650-040-9226-0	GAUGE, OIL LEVEL Jauge d'huile	1	MM409226
1-29	5660-010-0110-0	BOLT/M12x25 Vis	4	MF100110
1-30		BUSH, CAMSHAFT Fourreau	1	MM408176

Fig. 2 OIL PAN AND GEAR CASE GROUP
Couvercle inferieur



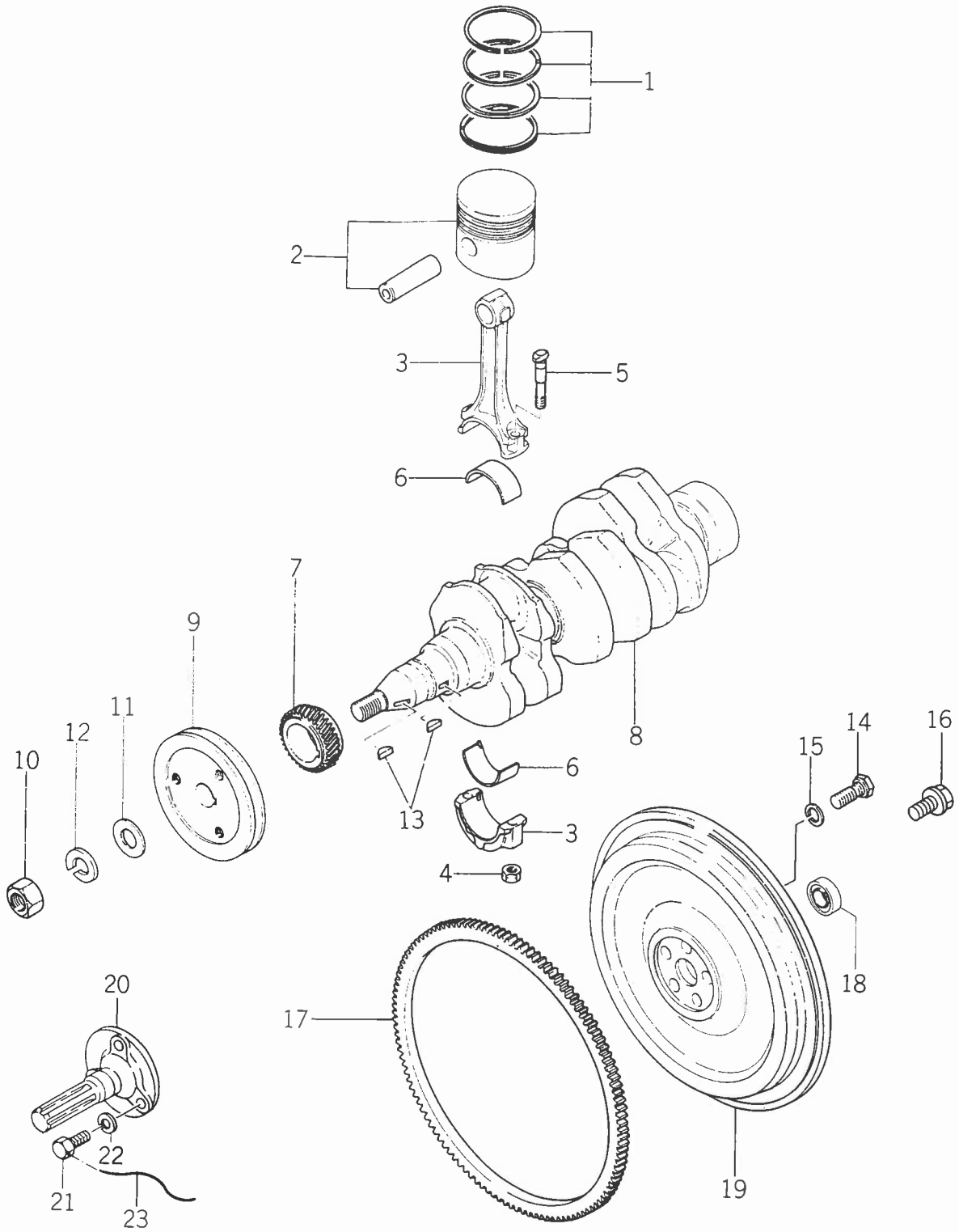
Ref No.	Parts No.	Description	Q'ty Quant	Remarks
2- 1	5650-040-8304-0	OIL, PAN ASSY Carter d'huile	1	MM408304 included 2-2,3
2- 2	5663-000-3120-0	GASKET, DRAIN PLUG	1	MD000312
2- 3	5663-000-3180-0	Joint PLUG, OIL DRAIN	1	MD000318
2- 4	5650-040-8321-0	Robinet de vidange GASKET, OIL PAN	1	MM408321
2- 5	5660-024-0051-0	Joint BOLT, SEMS/M8x16 Vis	15	MF240051
2- 6	5650-040-6420-0	BEARING, NR Roulement a aiguilles	1	MM406420
2- 7	5650-040-6421-0	BEARING, NR Roulement a aiguilles	1	MM406421
2- 8	5650-040-8230-0	CASE, GEAR Carter de distribution	1	MM408230
2- 8a		CASE, GEAR Joint de carter	1	MM408227 E#16307~
2- 9	5650-040-8236-0	GASKET, GEAR CASE Joint de carter	1	MM408236
2- 9a		GASKET, GEAR CASE Joint de carter	1	MM408235 (A)
2-10	5650-040-9230-0	HOUSING, PUMP GEAR Corps	1	MM409230
2-11	5650-040-9235-0	GASKET, HOUSING Joint	1	MM409235
2-12	5667-910-4501-0	COVER, OIL PUMP Couvercle de pompe	1	K7910451
2-13	5650-040-1206-0	GASKET, PUMP COVER Joint	1	MM401206
2-14	5669-413-3900-0	SEAL, OIL Joint a levres	1	K9413390
2-15	5660-010-0064-0	BOLT/M8x45 Vis	8	MF100064
2-16	5660-024-0053-0	BOLT, SEMS/M8x20 Vis	2	MF240053
2-16a		BOLT, SEMS/M8x16 Vis	2	MF240051 (A)
2-17	5660-024-1257-0	BOLT, SEMS/M8x30 Vis	1	MF241257
2-18	5660-040-0683-0	STUD/M8x45 Goujon	3	MF400683
2-18a		STUD/M8x42 Goujon	3	MS401434 (A)
2-19	5660-040-2566-0	STUD/M8x20 Goujon	1	MF402566
2-19a		STUD/M8x22 Goujon	1	MF402565 (A)
2-20	5660-043-0005-0	NUT/M8 Ecroû	4	MF430005
2-21	5660-045-0405-0	WASHER, SP/M8 Rondelle frein	4	MF450405
2-22	5660-045-0005-0	WASHER/M8 Rondelle frein	4	MF450005
2-23	5661-066-1123-0	PLUG, TAPER/PT 1/2 Boisseau	1	MS661123
2-24		PLUG, THRUST Boisseau	1	MM409718 E#16307~

Fig. 3 CYLINDER HEAD GROUP
Culasse



Ref No. Réf N°.	Parts No. Pièces N°.	Description Désignation	Q'ty Quant	Remarks Remarques
3- 1	5663-008-7840-0	CAP, OIL FILLER Bouchon de remplissage d'huile	1	MD008784
3- 2	5650-040-8536-0	PIPE, AIR BREATHER Conduit de désaérateur	1	MM408536
3- 3	5663-020-7330-0	WASHER, CYL HEAD BOLT Rondelle	8	MD020733
3- 4	5650-040-8470-0	HANGER, ENGINE Support de moteur	2	MM408470
3- 5	5660-024-1280-0	BOLT, SEMS/M10X20 Vis	1	MF241280
3- 5a	5660-024-1280-0	BOLT, SEMS/M10X20 Vis	2	MF241280 E#11082~
3- 5A	5660-024-4878-0	BOLT, SEMS/M10X20 Vis	1	MF244878 ~7911
3- 6	5650-048-8392-0	HEAD, CYL ASSY Culasse	1	MM408392
3- 7	5650-040-8441-0	GUIDE, VALVE Guide de soupape	6	MM408441
3- 8	5660-066-5538-0	CAP, SEALING/25 Pastille	3	MF665538
3- 9	5660-066-5543-0	CAP, SEALING/45 Pastille	1	MF665543
3-10	5660-040-8451-0	GASKET, CYL HEAD Joint de culasse	1	MM408451
3-11	5650-040-8481-0	BOLT, CYL HEAD/M12X98 Vis	8	MM408481
3-12	5650-040-4316-0	BOLT, CYL HEAD/M10X90 Vis	3	MM404316
3-13	5660-040-1936-0	STUD/M8X25 Goujon	1	MF401936
3-14	5661-066-1120-0	PLUG, TAPER/PT1/8 Boisseau	1	MS661120
3-15	5663-000-5220-0	WASHER Rondelle	2	MD000522
3-15a		WASHER Rondelle	2	(A) MM408509 E#15601~
3-16	5663-000-5230-0	SEAL, OIL Joint à lèvres	2	MD000523
3-17	5650-040-8491-0	COVER, ROCKER Cache culbuteurs	1	MM408491 Included 3-18.
3-18	5669-644-1701-0	• PIPE Raccord	1	K9644171
3-19	5650-040-8501-0	GASKET, ROCKER COVER Joint	1	MM408501
3-20	5660-043-0005-0	NUT/M8 Ecrrou	2	MF430005
3-21		LABEL, ENGINE NO. Etiquette	1	
3-22	5650-040-9952-0	LABEL, MODEL NO. Etiquette	1	MM409952
3-23	5663-000-5510-0	GASKET Joint	1	MD000551
3-25	5663-008-7710-0	FITTING, WATER OUTLET Pipe d'eau	1	MD008771
3-26	5663-000-5510-0	GASKET, OUTLET FITTING Joint d'eau	1	MD000551
3-27	5663-001-3700-0	THERMOSTAT/82 Thermostat	1	MD001370
3-28	5650-040-9239-0	FITTING, SUB ASSY Capot de thermostat	1	MM409319
3-28a	5650-040-9333-0	FITTING, SUB ASSY Capot de thermostat	1	(A) MM409333
3-29	5650-040-9316-0	BOLT, OUTLET FITTING Vis	1	MM409316
3-30	5660-045-0405-0	WASHER, SP Rondelle frein	1	MF450405
3-31	5660-024-1267-0	BOLT, SEMS/M8X70 Vis	1	MF241267
3-32	5650-040-9381-0	SWITCH, THERMO Pressostat	1	MM409381

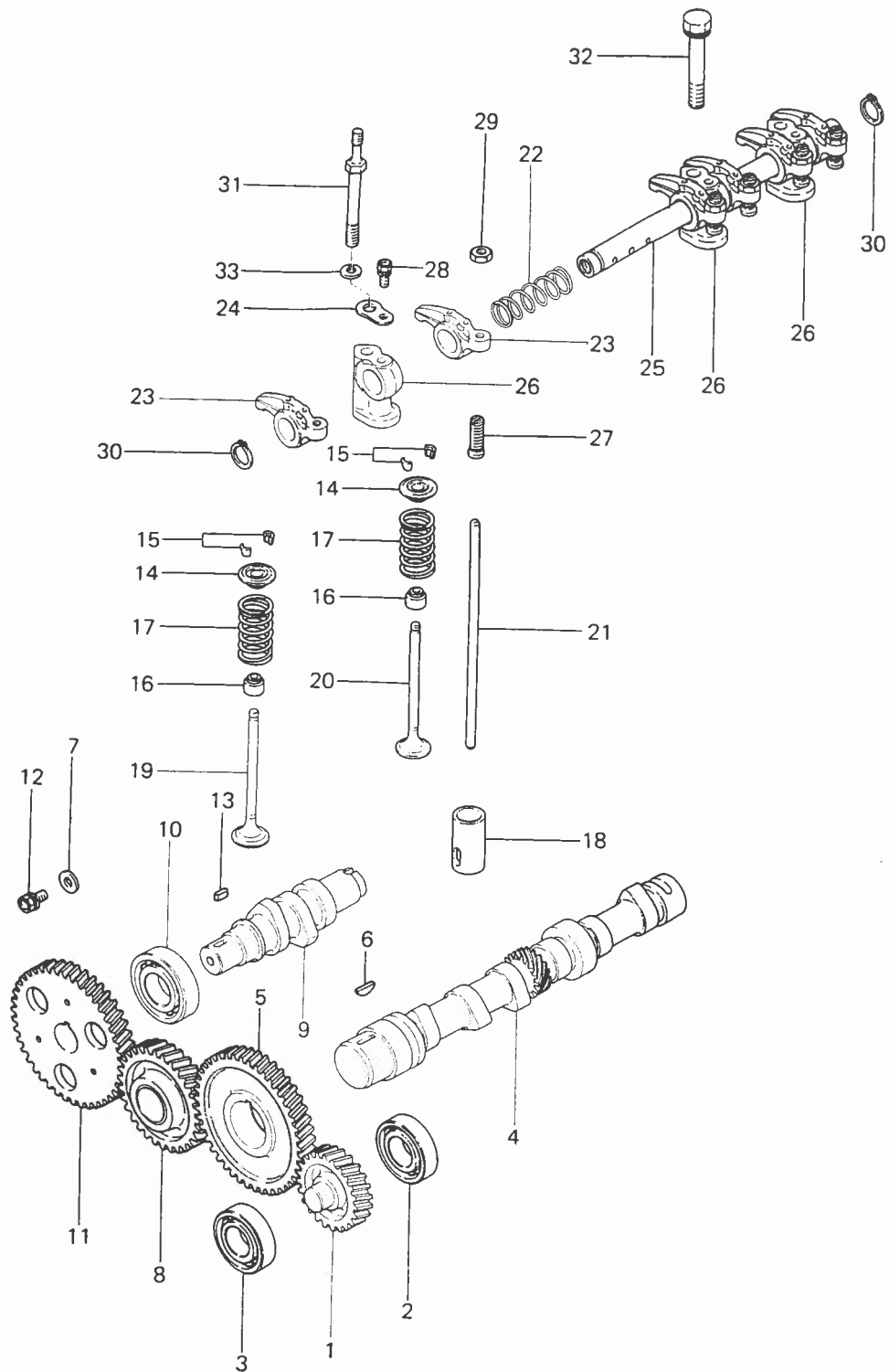
Fig. 4 MAIN MOVING PARTS GROUP
Vilebrequin



Ref No. Réf N°.	Parts No. Pièces N°.	Description Désignation	Q'ty Quant	Remarks Remarques
4- 1	5650-040-8730-0	RING, PISTON SET/STD Segmentation	3	MM408730
4- 1-1	5650-040-8531-0	RING, PISTON SET/0.250S Segmentation	3	MM408731
4- 1-2	5650-040-8732-0	RING, PISTON SET/0.500S Segmentation	3	MM408732
4- 1-3	5650-040-8733-0	RING, PISTON SET/0.750S Segmentation	3	MM408733
4- 2	5650-040-8720-0	PISTON, W; PIN/STD Piston et axe	3	MM408721
4- 2-1	5650-040-8651-0	PISTON, W; PIN/0.250S Piston et axe	3	MM408651
4- 2-2	5650-040-8652-0	PISTON, W; PIN/0.500S Piston et axe	3	MM408652
4- 2-3	5650-040-8653-0	PISTON, W; PIN/0.750S Piston et axe	3	MM408653
4- 2a	5650-041-2760-0	PISTON, W; PIN/STD Piston et axe	3	MM412760
4- 2a-1	5650-041-2761-0	PISTON, W; PIN/0.250S Piston et axe	3	MM412761
4- 2a-2	5650-041-2762-0	PISTON, W; PIN/0.500S Piston et axe	3	MM412762
4- 2a-3	5650-041-2763-0	PISTON, W; PIN/0.750S Piston et axe	3	MM412763
4- 3	5650-040-8780-0	ROD, CONN ASSY Bielle	3	MM408780
4- 4	5663-000-7040-0	NUT, CONN ROD Ecrou	2	MD000704
4- 5	5650-040-2547-0	BOLT, CONN ROD Vis de bielle	2	MM402547
4- 6	5650-040-8795-0	BRG, CONN ROD SET/STD Cousinnet de bielle	3	MM408795
4- 6-1	5650-040-8796-0	BRG, CONN ROD SET/0.250S Cousinnet de bielle	3	MM408796
4- 6-2	5650-040-8797-0	BRG, CONN ROD SET/0.500S Cousinnet de bielle	3	MM408797
4- 6-3	5650-040-8798-0	BRG, CONN ROD SET/0.750S Cousinnet de bielle	3	MM408798
4- 7	5650-040-6570-0	GEAR, CRANKSHAFT Pignon	1	MM406570
4- 7a	5650-040-6570-0	GEAR, CRANKSHAFT Pignon	1	(A) MM430859
4- 8	5650-040-8811-0	CRANKSHAFT Vilebrequin	1	MM408811
4- 9	5650-040-8820-0	PULLEY, CRANKSHAFT Poulie	1	MM408820
4-10	5660-043-0126-0	NUT/M18 Ecrou	1	MF430126
4-11	5660-045-0010-0	WASHER/M18 Rondelle	1	MF450010
4-12	5660-045-0410-0	WASHER, SP/M18 Rondelle frein	1	MF450410
4-13	5660-047-6215-0	KEY, WOODRUFF/5X19 Claveille disque	2	MF476215
4-14	5663-002-6200-0	BOLT, FLYWHEEL Vis	5	MD002620
4-15	5663-014-2360-0	WASHER, SPECIAL SP/M5 Rondelle	5	MD014236
4-16		BOLT, DRIVE PLATE Vis	5	(A) MD952231
4- 0-1	5650-040-8832-0	FLYWHEEL ASSY Volant d'inertie ensemble	1	MM408832
4-17	5663-000-6120-0	GEAR, RING Couronne	1	MD000612
4-18	5663-002-6130-0	BEARING, RB Roulement	1	MD002613
4-19	5650-040-8836-0	FLYWHEEL Volant	1	MM408836
4-20	1434-102-0010-0	SHAFT, ENGINE PTO Arbre	1	
4-21	1427-102-0020-0	BOLT/M10X25 Vis	3	
4-22	V401-160-0100-0	WASHER, SP/M10 Rondelle frein	3	
4-23		WIRE/1.0X250 Fil	1	

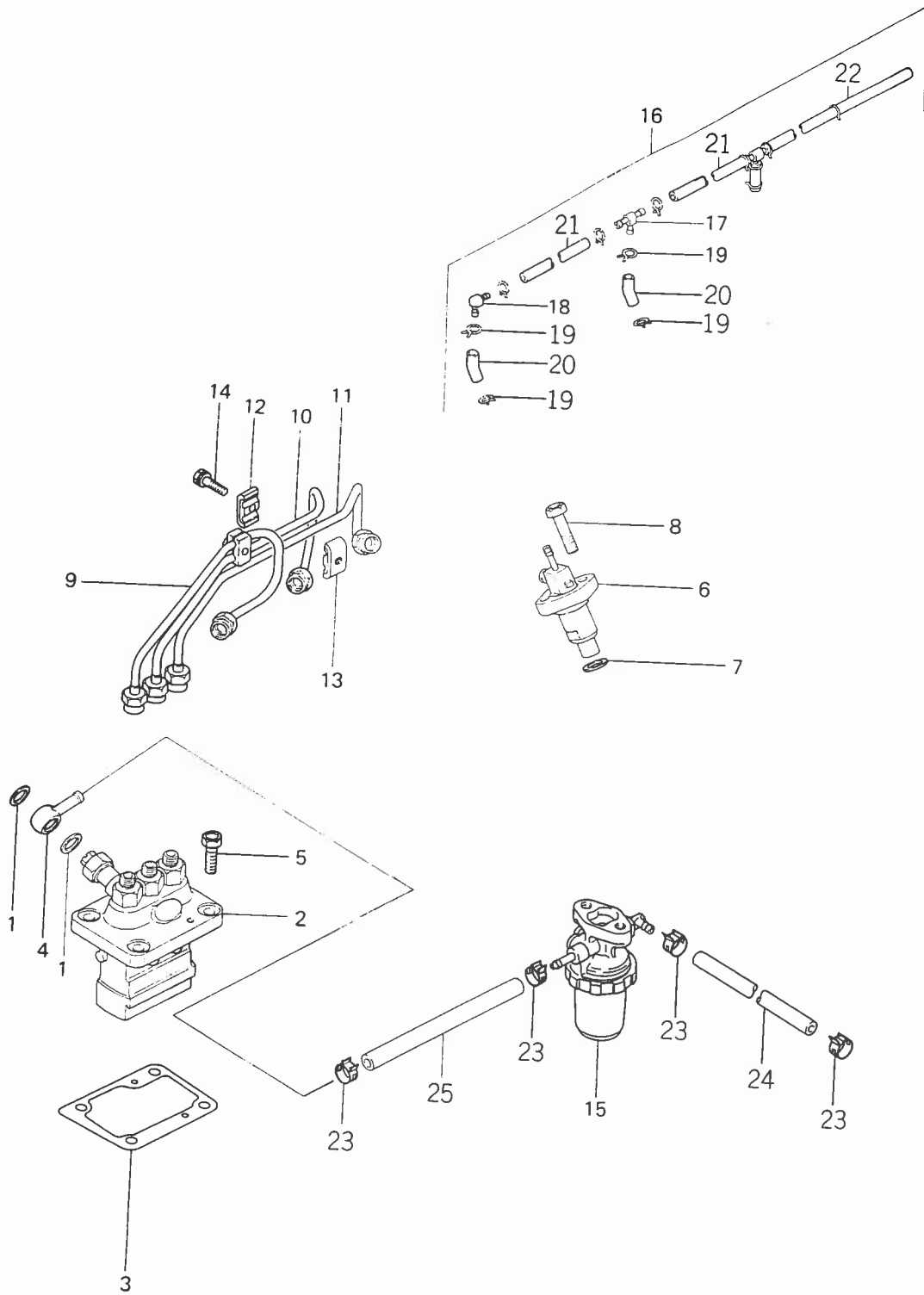
E#16366~

Fig. 5 TIMING PARTS GROUP
Distribution



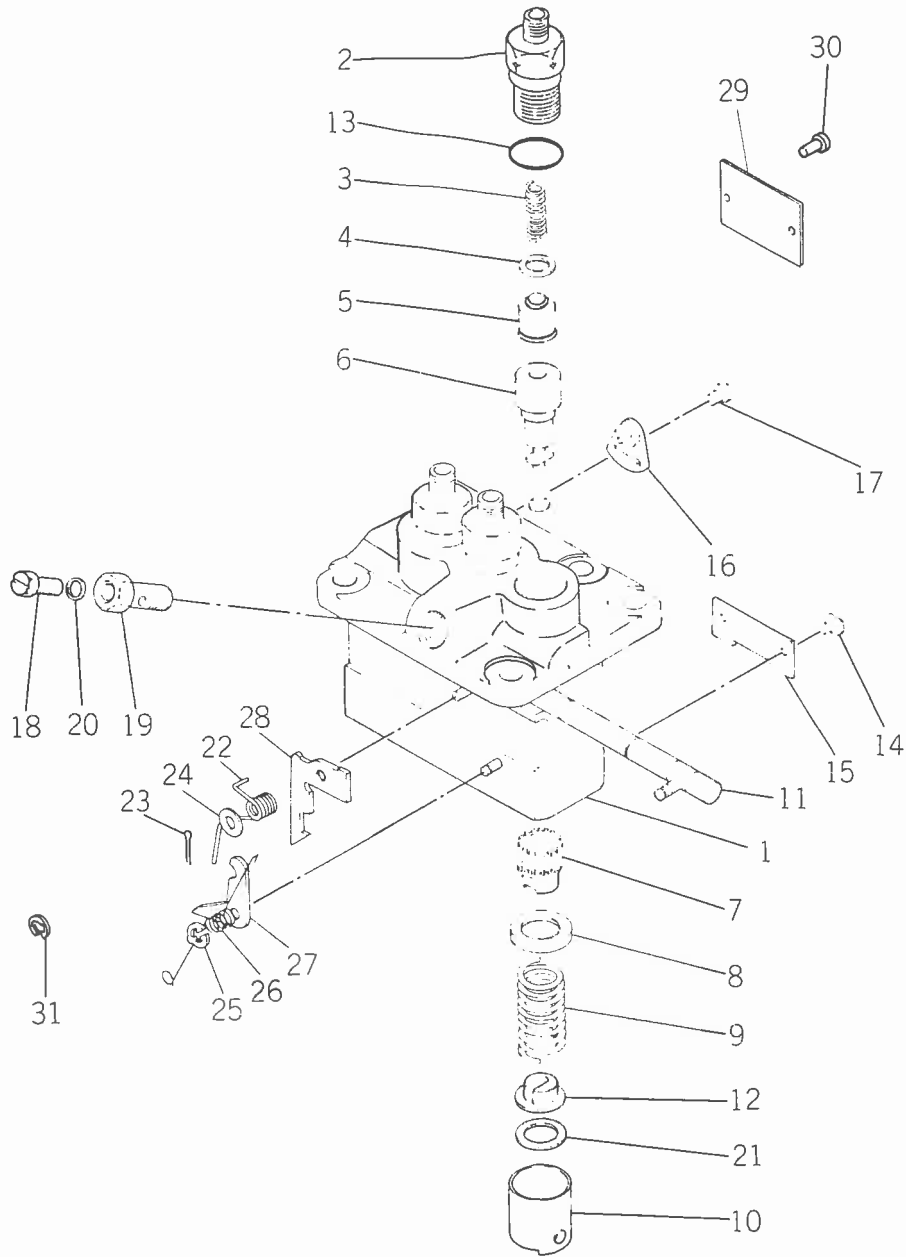
Ref No. Réf N°.	Parts No. Pièces N°.	Description Désignation	Q'ty Quant	Remarks Remarques
5- 1	5650-040-9240-0	GEAR, PRESS OIL PUMP Pignon de pompe	1	MM409240
5- 2	5667-631-1601-0	BEARING, RB Roulement	1	K7631161
5- 2a	5667-631-1601-0	BEARING, RB Roulement	1	(A) MD712517
5- 3	5667-831-1600-0	BEARING, RB Roulement	1	K7831160
5- 3a	5667-831-1600-0	BEARING, RB Roulement	1	(A) MD700127
5- 4	5650-040-8906-0	CAMSHAFT Arbre a cames	1	MM408906
5- 5	5650-040-6722-0	GEAR, CAMSHAFT Engrenage d'ac	1	MM406722
5- 6	5660-047-6215-0	KEY, WOODRUFF/5x19 Clavette disque	1	MF476215
5- 7	5663-000-4250-0	WASHER Rondelle	1	MD000425
5- 8	5650-040-8908-0	GEAR, IDLE ASSY Pignon	1	MM408908
5- 9	5650-040-8964-0	SHAFT, INJ PUMP CAM Arbre de commande	1	MM408964
5-10	5650-040-6682-0	BEARING, RB Roulement	1	MM406682
5-10a	5650-040-6682-0	BEARING, RB Roulement	1	(A) MD703856
5-11	5650-040-6685-0	GEAR, INJ PUMP CAM Pignon	1	MM406685
5-12	5660-024-1251-0	BOLT, SEMS/M8x16 Vis	1	MF241251
5-13	5660-047-6018-0	KEY, SUNK Clavette	1	MF476018
5-14	5663-016-4820-0	RETAINER, VALVE SPRING Cuvette	6	MD016482
5-15	5663-016-4830-0	LOCK, SPRING RETAINER Arretoir	12	MD016483
5-16	5663-016-4900-0	SEAL, VALVE STEM Joint de soupape	6	MD016490
5-17	5650-040-2381-0	SPRING, VALVE Ressort de soupape	6	MM402381
5-18	5650-040-2737-0	TAPPET Poussoir	6	MM402737
5-19	5650-040-8450-0	VALVE, INTAKE Soupape d'admission	3	MM408450
5-20	5650-040-8455-0	VALVE, EXH Soupape d'ecnappt	3	MM408455
5-21	5650-040-8920-0	ROD, PUSH Tige de culbuteur	6	MM408920
5-22	5663-000-9630-0	SPRING, ROCKER SHAFT Ressort	2	MD000963
5-23	5650-040-6732-0	ARM, ROCKER Culbuteur	6	MM406732
5-24	5650-040-6745-0	WASHER, SEAT Plaquette frein	2	MM406745
5-25	5650-040-8935-0	SHAFT, ROCKER ASSY Axe de culbuteur	1	MM408935
5-26	5650-031-4770-0	STAY, ROCKER Appui	3	MM314770
5-27	5667-231-2200-0	SCREW, ADJ Vis de réglage	6	K7231220
5-28	5660-024-1225-0	BOLT, SEMS/M6x16 Vis	2	MF241225
5-29	5660-043-0726-0	NUT, JAM/M10 Erou	6	MF430726
5-30	5660-052-2010-0	RING, SNAP/19 Collet d'axe	2	MF522010
5-31	5650-040-8950-0	BOLT Vis	2	MM408950
5-32	5660-024-4892-0	BOLT, SEMS/M10x70 Vis	1	MF244892
5-33	5660-045-0406-0	WASHER, SP/M10 Rondelle frein	2	MF450406

Fig. 6 FUEL SUPPLY PARTS GROUP
 Systeme d'alimentation



Ref No. Réf N°.	Parts No. Pièces N°.	Description Désignation	Q'ty Quant	Remarks Remarques
6-1	5651-661-1200-0	WASHER, SEAL Rondelle	2	MK66112000
6-2	5650-040-9264-0	PUMP, FUEL INJ ASSY Pompe d'injection	1	MM409264
6-3		SHIM SET, ADJUSTING Cale	AR	MM409891 t=0,2,0.3,0.4,0.8
6-4	5650-030-4916-0	COLLAR, UNION Raccord	1	MM304916
6-5	5660-010-0055-0	BOLT/M8x20 Vis	4	MF100055
6-6	5650-040-2973-0	NOZZLE, W; HOLDER ASSY Injecteur	3	MM402973
6-6a		NOZZLE, W; HOLDER ASSY Injecteur	3	Ⓐ MM401110
6-7	5666-515-4300-0	GASKET, NOZZLE HOLDER Joint	3	K6515430
6-8	5660-010-1260-0	BOLT/M8x32 Vis	6	MF101260
6-9	5650-040-9094-0	PIPE, INJ NO. 1 ASSY Pipe d'injection	1	MM409094
6-9a		PIPE, INJ NO. 1 ASSY Pipe d'injection	1	Ⓐ MM408980
6-10	5650-040-9095-0	PIPE, INJ NO. 2 ASSY Pipe d'injection	1	MM409095
6-10a		PIPE, INJ NO. 2 ASSY Pipe d'injection	1	Ⓐ MM408981
6-11	5650-040-9096-0	PIPE, INJ NO. 3 ASSY Pipe d'injection	1	MM409096
6-11a		PIPE, INJ NO. 3 ASSY Pipe d'injection	1	Ⓐ MM408982
6-12	5650-040-0955-0	CLAMP Serre-pipe	2	MM400955
6-12a		CLAMP Serre-pipe	2	Ⓐ MM430703
6-13	5650-040-0956-0	CLAMP Serre-pipe	2	MM400956
6-13a		CLAMP Serre-pipe	2	Ⓐ MM430614
6-14	5660-024-3628-0	BOLT/M6x25 Vis	2	MM243628
6-15	5650-040-8872-0	FILTER, FUEL ASSY Filtre a combustible	1	MM408872 See Fig. 9
6-16	5650-040-9074-0	PIPE, FUEL RETURN Conduit de retour	1	MM409074
6-17	5650-010-0088-0	JOINT Te	2	MM100088
6-18	5650-040-0887-0	JOINT, L Raccord de tuyau	1	MM400887
6-19	5650-010-0089-0	CLAMP, HOSE Collier	12	MM100089
6-19a		CLAMP, HOSE Collier	11	MM100089
6-20		PIPE, RUBBER Pipe	3	MM413101
6-21		PIPE, RUBBER Pipe	2	MM413104
6-22		PIPE, RUBBER Pipe	1	MM413114
6-23	5661-066-0004-0	CLAMP, HOSE Collier	4	MS660004
6-23a		CLIP, HOSE (11.6) Attache	4	Ⓐ MS660163
6-24	5661-060-2021-0	HOSE, FUEL Conduit de combustible	1	MS602021
6-25	5661-060-2051-0	HOSE, FUEL Conduit de combustible	1	MS602051

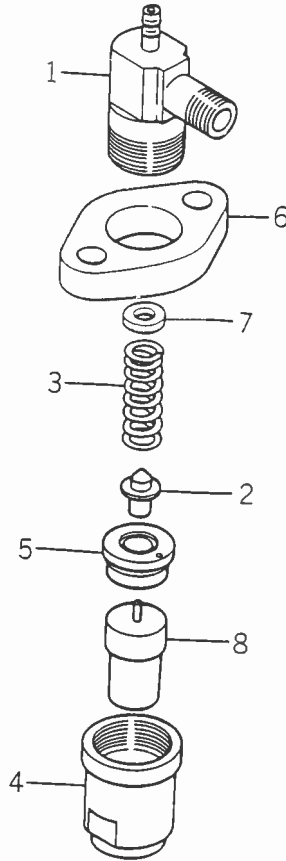
Fig. 7 FUEL INJECTION PUMP
Pompe d'injection



Ref No. Réf No.	Parts No. Pièces No.	Description Désignation	Q'ty Quant	Remarks Remarques
7- 0-1	5650-040-9264-0	PUMP, INJ ASSY Pompe d'injection	1	MM409264
7- 1	5650-050-1312-0	HOUSING, SUB ASSY Corps de pompe	1	MM501312
7- 2	5650-050-0224-0	HOLDER, DEL VALVE Raccord d'injection	3	MM500224
7- 2a		HOLDER, DEL VALVE Raccord d'injection	3	Ⓐ MM501507
7- 3	5650-050-1161-0	SPRING, DEL VALVE Ressort de clapet	3	MM501161
7- 4	5650-050-0326-0	GASKET, DEL VALVE Rondelle	3	MM500336
7- 5	5650-050-1046-0	VALVE, DEL SUB ASSY Clapet de refoulement	3	MM501046
7- 6	5650-050-1156-0	ELEMENT, SUB ASSY Corps de clapet	3	MM501156
7- 6a		ELEMENT, SUB ASSY	3	Ⓑ MM501157
7- 7	5650-050-0229-0	SLEEVE, CONTROL Pignon de débit	3	MM500229
7- 8	5650-050-1098-0	SEAT, SPRING UP Coupelle supérieure	3	MM501098
7- 9	5650-050-0360-0	SPRING, PLUNGER Ressort	3	MM500360
7-10	5650-050-0230-0	TAPPET, SUB ASSY Poussoir	3	MM500230
7-11	5650-050-1311-0	RACK, CONTROL ASSY Cremaillere	1	MM501311
7-12	5650-050-0316-0	SEAT, SPRING LW Coupelle inférieure	3	MM500316
7-13	5650-050-0438-0	O-RING Joint torique	3	MM500438
7-14	5650-050-0231-0	PIN, TAPPET GUIDE Doigt de poussoir	3	MM500231
7-15	5650-050-1162-0	PLATE Plaquette	1	MM501162
7-16	5650-050-1077-0	PLATE, ADJ ASSY Guide	2	MM501077
7-17	5650-050-1244-0	BOLT, SEMS Vis	2	MM501244
7-18	5650-050-1152-0	SCREW, AIR BREATHER Vis de désaération	1	MM501152
7-19	5650-050-0442-0	SCREW, FOLLOW Vis d'alimentation	1	MM500442
7-19a		SCREW, FOLLOW Vis d'alimentation	1	Ⓐ MM501320
7-20	5650-050-0114-0	WASHER Rondelle	1	MM500114
7-21	5650-050-0299-0	SHIM, PLATE Rondelle d'épaisseur	AR	MM500299
7-21-1	5650-050-0309-0	SHIM, PLATE Rondelle d'épaisseur	AR	MM500309
7-21-2	5650-050-0310-0	SHIM, PLATE Rondelle d'épaisseur	AR	MM500310
7-21-3	5650-050-0311-0	SHIM, PLATE Rondelle d'épaisseur	AR	MM500311
7-21-4	5650-050-0312-0	SHIM, PLATE Rondelle d'épaisseur	AR	MM500312
7-21-5	5650-050-0314-0	SHIM, PLATE Rondelle d'épaisseur	AR	MM500314
7-21-6	5650-050-0315-0	SHIM, PLATE Rondelle d'épaisseur	AR	MM500315
7-21-7	5650-050-1246-0	SHIM, PLATE Rondelle d'épaisseur	AR	MM501246
7-21-8		SHIM, PLATE Rondelle d'épaisseur	AR	MM501364
7-21-9		SHIM, PLATE Rondelle d'épaisseur	AR	MM501365
7-22	5650-050-1073-0	SPRING, RETURN Ressort de rappel	1	MM501073
7-23	5650-050-0431-0	PIN, SPLIT Goupille fendue	1	MM500431
7-24	5650-050-0928-0	WASHER, PLATE Rondelle	1	MM500928
7-25	5650-050-0507-0	E-RING Collet d'axe	1	MM500507
7-26	5650-050-1256-0	SPRING, ANGLEICH SET Ressort	1	MM501256
7-27	5650-050-1257-0	PLATE, ANGLEICH SET Plaquette	AR	MM501257
7-27-1	5650-050-1258-0	PLATE, ANGLEICH SET Plaquette	AR	MM501258
7-27-2	5650-050-1259-0	PLATE, ANGLEICH SET Plaquette	AR	MM501259
7-27-3	5650-050-1260-0	PLATE, ANGLEICH SET Plaquette	AR	MM501260
7-27-4	5650-050-1261-0	PLATE, ANGLEICH SET Plaquette	AR	MM501261
7-28	5650-050-1262-0	PLATE, SMOKE SET Plaquette	AR	MM501263

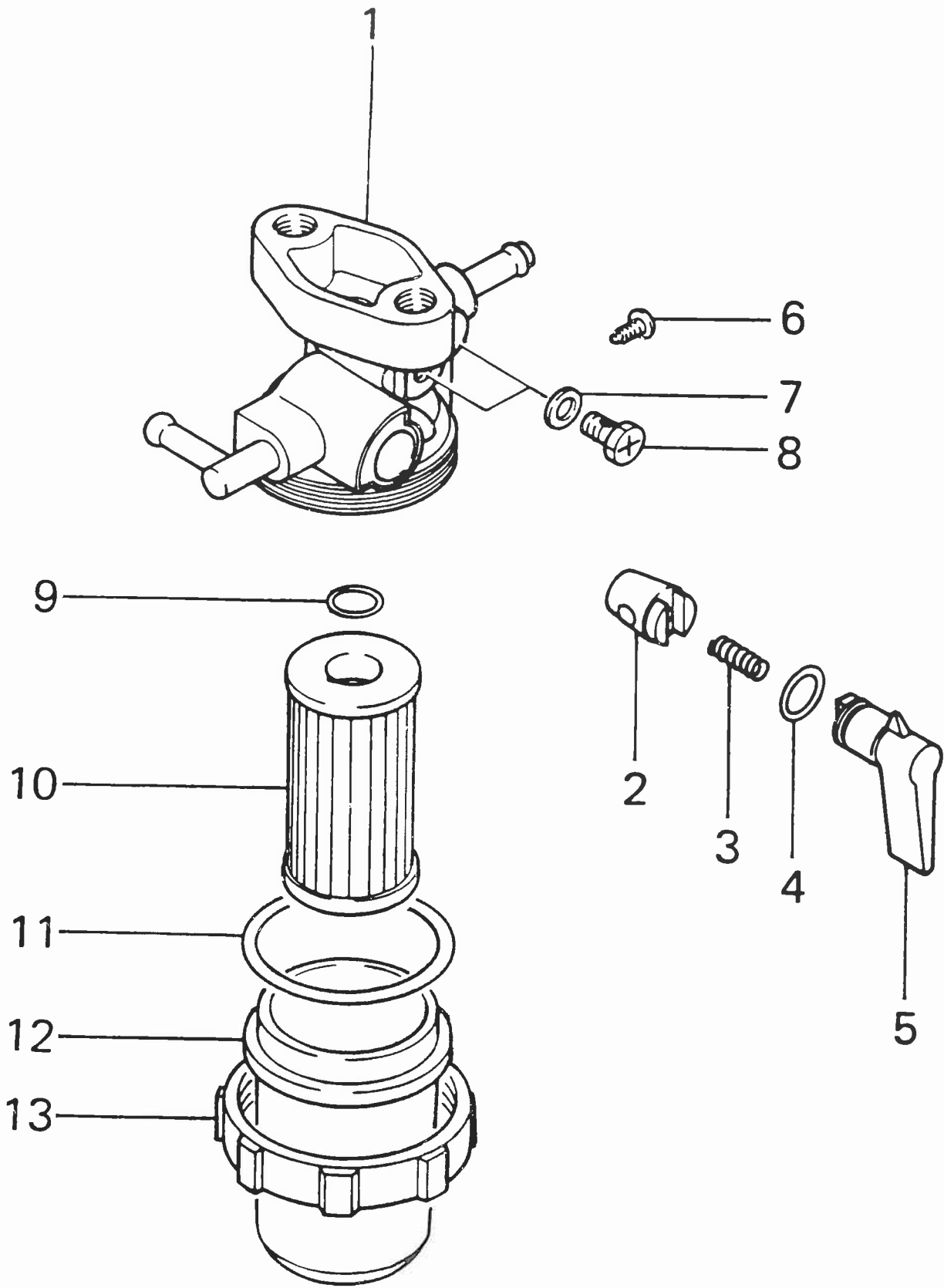
Ref No. Réf No.	Parts No. Pièces No.	Description Désignation	Q'ty Quant	Remarks Remarques
7-28- 1	5650-050-1263-0	PLATE, SMOKE SET Plaque	AR	MM501563
7-28- 2	5650-050-1264-0	PLATE, SMOKE SET Plaque	AR	MM501264
7-28- 3	5650-050-1265-0	PLATE, SMOKE SET Plaque	AR	MM501564
7-28- 4	5650-050-1266-0	PLATE, SMOKE SET Plaque	AR	MM501265
7-28- 5	5650-050-1267-0	PLATE, SMOKE SET Plaque	AR	MM501565
7-28- 6	5650-050-1268-0	PLATE, SMOKE SET Plaque	AR	MM501266
7-28- 7	5650-050-1269-0	PLATE, SMOKE SET Plaque	AR	MM501566
7-28- 8	5650-050-1270-0	PLATE, SMOKE SET Plaque	AR	MM501267
7-28- 9	5650-050-1271-0	PLATE, SMOKE SET Plaque	AR	MM501567
7-28-10	5650-050-1272-0	PLATE, SMOKE SET Plaque	AR	MM501268
7-28-11	5650-050-1273-0	PLATE, SMOKE SET Plaque	AR	MM501568
7-28-12	5650-050-1274-0	PLATE, SMOKE SET Plaque	AR	MM501269
7-28-13	5650-050-1275-0	PLATE, SMOKE SET Plaque	AR	MM501569
7-28-14		PLATE, SMOKE SET Plaque	AR	MM501270
7-29	5650-050-1818-0	PLATE, NAME Plaque de marque	1	MM501318
7-30	5650-050-0429-0	RIVET Rivet	1	MM500429
7-31		E-RING Joint	1	MM501496 '83/2~

Fig. 8 NOZZLE AND NOZZLE HOLDER
Injecteur et corps



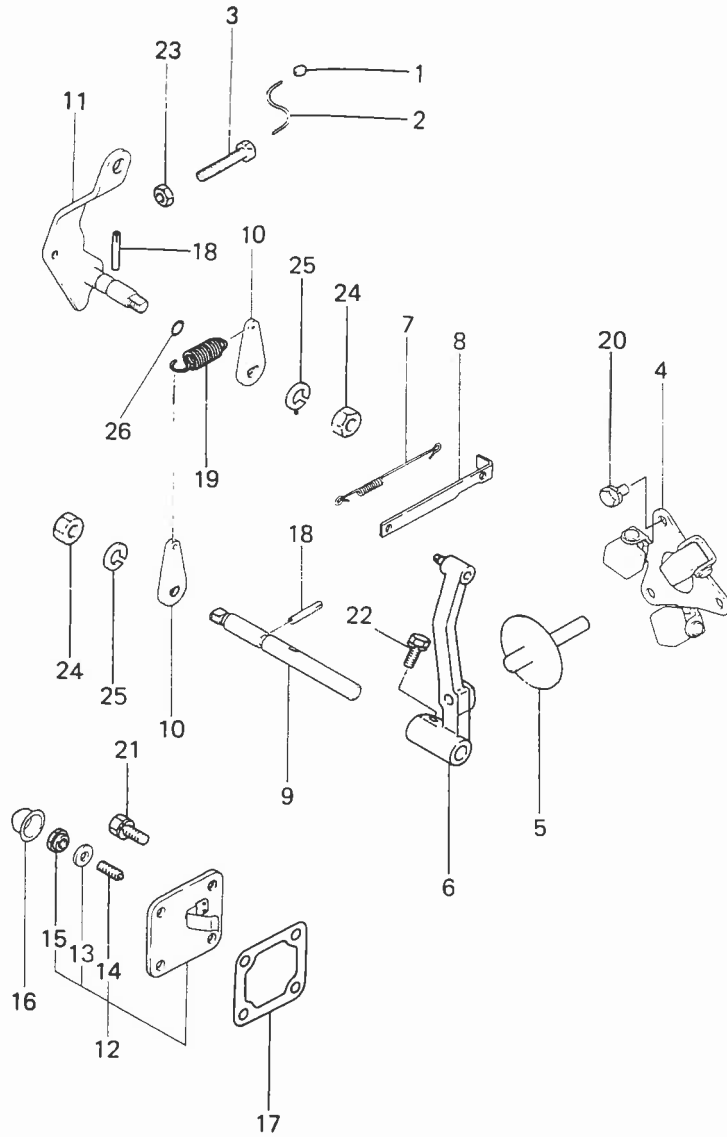
Ref No. Réf N°.	Parts No. Pièces N°.	Description Désignation	Q'ty Quant	Remarks Remarques
8- 0-1	5650-040-2973-0	NOZZLE & HOLDER ASSY Injecteur complet	3	MM402973 DENSO
8- 0-1 a	5650-040-1110-0	NOZZLE & HOLDER ASSY Injecteur complet	3	Ⓐ MM401110
8- 1	5650-050-1238-0	BODY Porte injecteur	3	MM501238
8- 1 a	5650-050-1276-0	BODY Porte injecteur	3	Ⓑ MM501276
8- 2	5650-050-0135-0	PIN, PRESS Pointeau	3	MM500135
8- 3	5650-050-0136-0	SPRING, PRESS Ressort	3	MM500136
8- 4	5650-050-0908-0	NUT, RETAINING Ecrou	3	MM500908
8- 5	5650-050-0137-0	PIECE, DISTANCE Entretoise	3	MM500137
8- 6	5650-050-1240-0	FLANGE Griffe	3	MM501240
8- 7	5650-050-0785-0	WASHER Rondelle	AR	MM500785
8- 7-1	5650-050-0786-0	WASHER Rondelle	AR	MM500786
8- 7-2	5650-050-0787-0	WASHER Rondelle	AR	MM500787
8- 7-3	5650-050-0795-0	WASHER Rondelle	AR	MM500795
8- 7-4	5650-050-0796-0	WASHER Rondelle	AR	MM500796
8- 7-5	5650-050-0797-0	WASHER Rondelle	AR	MM500797
8- 7-6	5650-050-0798-0	WASHER Rondelle	AR	MM500798
8- 7-7	5650-050-0799-0	WASHER Rondelle	AR	MM500799
8- 8	5650-030-0152-0	NOZZLE ASSY Aiguille d'injecteur	3	MM300152

Fig. 9 FUEL FILTER
Filtre a combustible



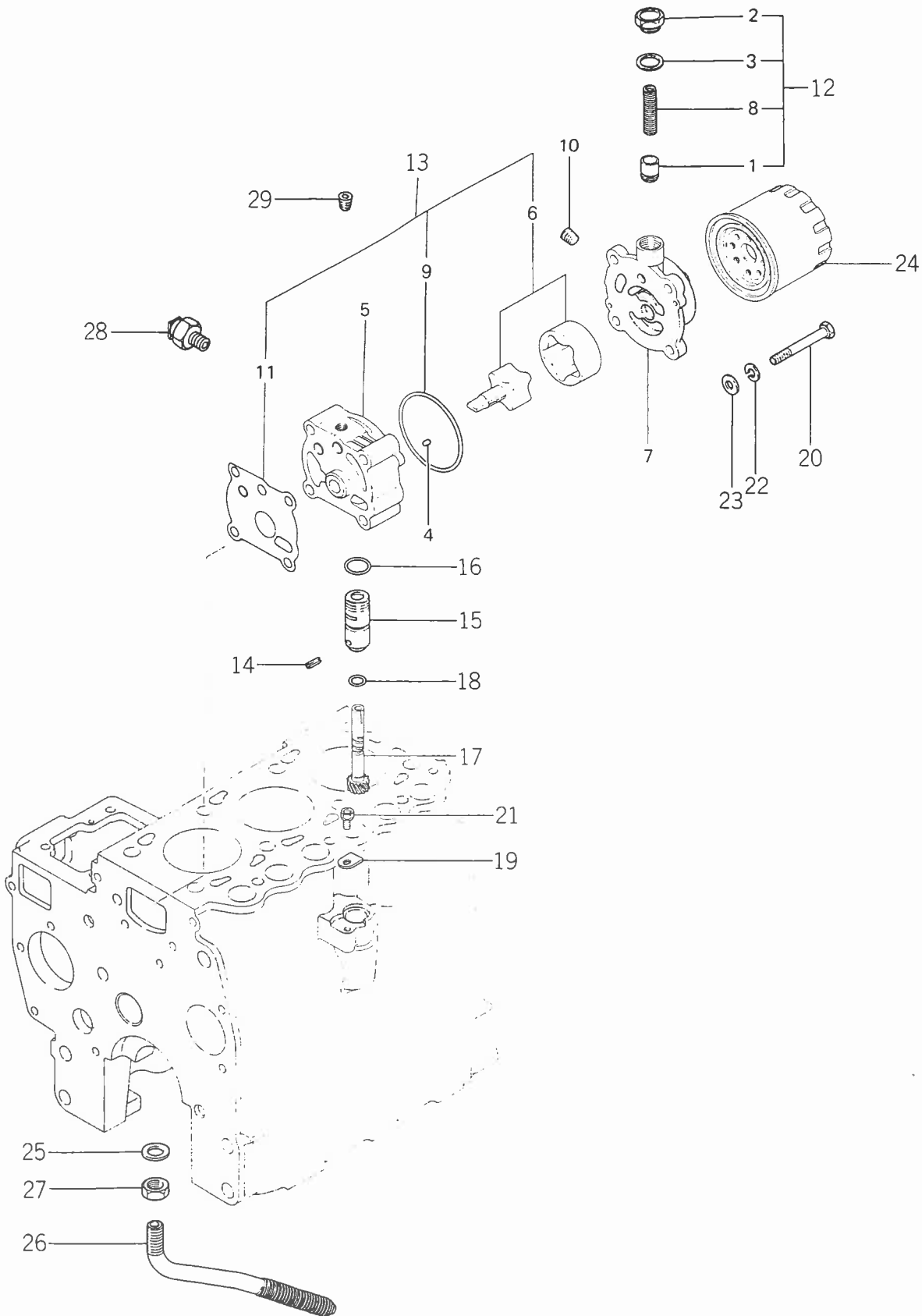
Ref No. Réf N°.	Parts No. Pièces N°.	Description Désignation	Q'ty Quant	Remarks Remarques
9-0-1	5650-040-8872-0	FILTER, FUEL ASSY Filtre à combustible	1	MM408872
9-1	5650-040-8873-0	BODY, FILTER SUB ASSY Corps de filtre	1	MM408873
9-2		• VALVE Clapet	1	△
9-3	5650-040-4873-0	SPRING, VALVE Ressort	1	MM404873
9-4	5650-040-4874-0	O-RING, VALVE Joint torique	1	MM404874
9-5	5650-040-4871-0	LEVER Lever	1	MM404871
9-6	5650-048-4875-0	SCREW Vis	1	MM404875
9-7	5650-040-4884-0	PACKING Joint	2	MM404884
9-8	5650-040-4880-0	SCREW, AIR VENT Vis de désaération	2	MM404880
9-9	5650-040-4881-0	O-RING, ELEMENT Joint torique	1	MM404881
9-10	5650-040-4879-0	ELEMENT Cartouche	1	MM404879
9-11	5650-040-4878-0	O-RING, FILTER CUP Joint torique	1	MM404878
9-12	5650-040-4876-0	CUP, FILTER Boitier de filtre	1	MM404876
9-13	5650-040-4877-0	NUT, RING Ecrout de cuve	1	MM404877

Fig. 10 GOVERNOR PARTS GROUP
Regulateur



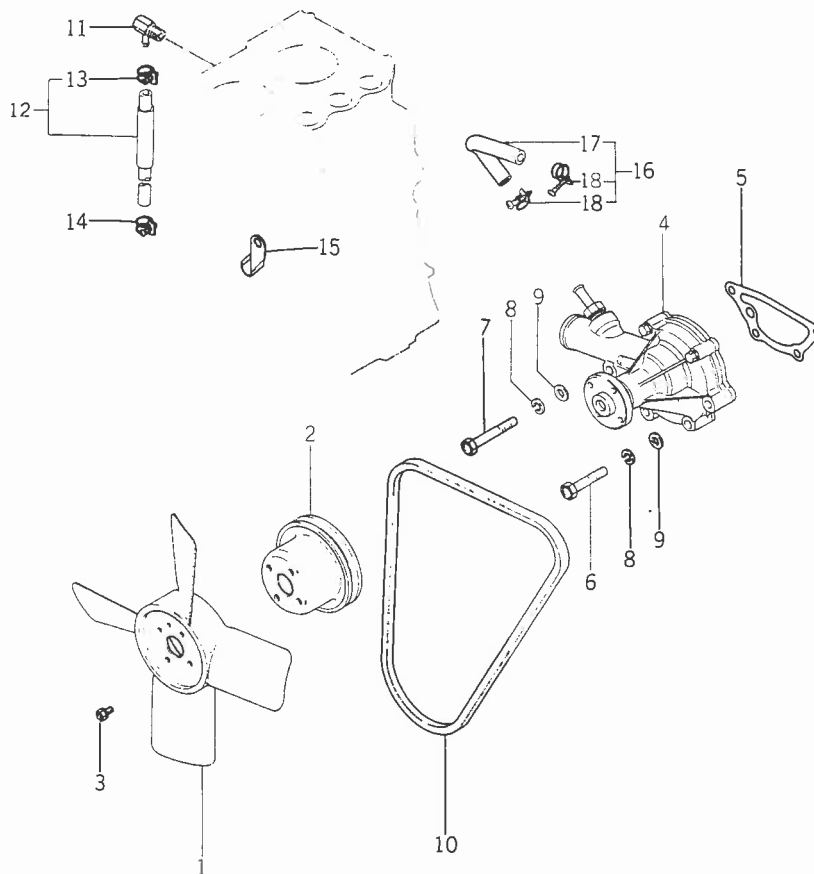
Ref No. Réf N°.	Parts No. Pièces N°.	Description Désignation	Q'ty Quant	Remarks Remarques
10- 1	5651-992-0000-1	METAL, SEALING Plombage	1	MK99200001
10- 2	5651-993-0014-0	WIRE Fil	1	MK99300140
10- 3	5650-040-1080-0	BOLT, HI-SPEED SET Vis	1	MM401080
10- 4	5650-040-7000-0	WEIGHT, GOVERNOR ASSY Masselette	1	MM407000
10- 4 a		WEIGHT, GOVERNOR ASSY Masselette	1	(A) MM407006
10- 5	5650-040-7010-0	SHAFT, SLIDING ASSY Coulisseau	1	MM407010
10- 6	5650-040-7028-0	LEVER, GOVERNOR ASSY Lever intermediaire	1	MM407028
10- 7	5650-040-9182-0	SPRING, TIE ROD Ressort	1	MM409182
10- 8	5650-040-9181-0	ROD, TIE Biellette	1	MM409181
10- 9	5650-040-7030-0	SHAFT, GOVERNOR Axe de regulation	1	MM407030
10- 9 a		SHAFT, GOVERNOR Coulisseau	1	(A) MM407021~ E#14754~
10-10	5650-040-7035-0	LEVER, SPRING Attache de ressort	2	MM407035
10-11	5650-040-9175-0	LEVER, SPEED CONTROL Lever de regulation	1	MM409175
10-12	5650-040-9213-0	COVER, TIE ROD Couvercle	1	MM409213
10-13	5651-661-0600-0	WASHER, SEAL Rondelle	1	MK66106000
10-13 a		GASKET Joint	1	(A) MF660031
10-14	5650-040-9167-0	SCREW, ADJ/M6x7 Vis de reglage	1	MM409167
10-15	5650-040-9168-0	NUT, SPECIAL/M6 Erou	1	MM409168
10-16	5650-040-9169-0	CAP, SEALING Pastille	1	MM409169
10-17	5650-040-9151-0	GASKET, COVER Joint	1	MM409151
10-18	5668-712-6300-0	PIN, GROOVED Doigt	2	K8712630
10-19	5650-040-9186-0	SPRING, GOVERNOR Ressort	1	MM409186
10-20	5660-024-1222-0	BOLT, SEMS/M6x10 Vis	3	MF241222
10-21	5660-024-1224-0	BOLT, SEMS/M6x14 Vis	4	MF241224
10-22	5660-024-4823-0	BOLT, SEMS/M6x14 Vis	1	MF244823
10-23	5660-043-0004-0	NUT, JAM/M6 Erou	1	MF430004
10-24	5660-043-0725-0	NUT, JAM/M8 Erou	2	MF430725
10-25	5660-045-0405-0	WASHER, SP/M8 Rondelle frein	2	MF450405
10-26	5660-052-0002-0	O-RING/7 Joint torique	1	MF520002

Fig. 11 LUBRICATING PARTS GROUP
 Systeme de graissage



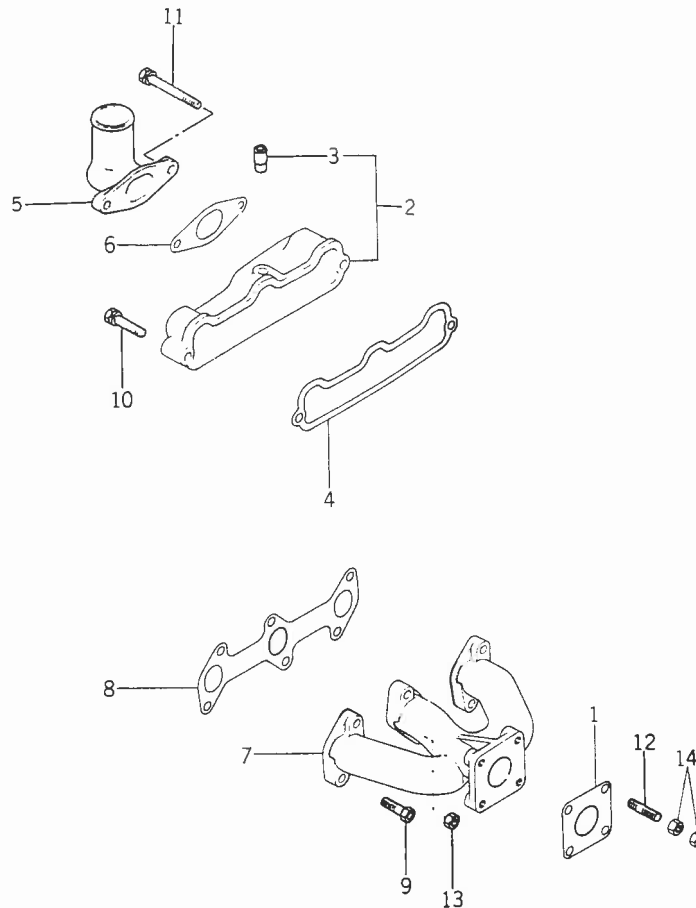
Ref No. Réf N°.	Parts No. Pièces N°.	Description Désignation	Q'ty Quant	Remarks Remarques
11- 0-1	5650-040-9197-0	PUMP, OIL ASSY Pompe à huile	1	MM409197
11- 0-1a	5650-040-9370-0	PUMP, OIL ASSY Pompe à huile	1	(A) MM409370 E/#16267~
11- 0-1b		PUMP, OIL ASSY Pompe à huile	1	(A) MM409371
11- 1	5663-030-7900-0	PLUNGER, RELIEF Piston	1	MD030790
11- 1a		PLUNGER, RELIEF Piston	1	(A) MD001402
11- 2	5650-040-7136-0	PLUG Bouchon	1	MM407136
11- 2a	5663-001-4040-0	PLUG Bouchon	1	(A) MD001404
11- 3	5650-040-7137-0	GASKET Joint	1	MM407137
11- 3a		GASKET Joint	1	(A) MD000312
11- 4	5663-000-2680-0	PIN, DOWEL Goupille	2	MD000268
11- 4a		PIN, DOWEL Goupille	2	(A) MM409373
11- 5	5650-040-9201-0	BODY, OIL PUMP Corps de pompe	1	MM409201
11- 5a	5650-040-9244-0	BODY, OIL PUMP Corps de pompe	1	(A) MM407244
11- 6	5650-040-7125-0	ROTOR, OIL PUMP ASSY Rotor	1	MM407125
11- 7	5650-040-7143-0	COVER, OIL PUMP Couvercle de pompe	1	MM407143
11- 7a	5650-040-9372-0	COVER, OIL PUMP Couvercle de pompe	1	(A) MM409372
11- 8	5650-040-9204-0	SPRING, RELIEF Ressort de détenteur	1	MM409204
11- 9	5650-040-7145-0	O-RING Joint torique	1	MM407145
11-10	5661-066-1121-0	PLUG, TAPER/PT1/4 Fausset	1	MS661121
11-11	5650-040-7124-0	GASKET, OIL PUMP BODY Joint huile portoinject	1	MM407124
11-12		SERVICE KIT, RELIEF VALVE Valve	1	MM409893 Inc.Key No.1,2,3,8
11-13		SERVICE KIT, ROTOR Rotor	1	MM409894 Inc.Key No.6,9,11
11- 0-2	5650-040-7170-0	SPEEDMETER DRIVEN UNIT Prise de mouvement d'indicateur	1	MM407170
		SPEEDMETER DRIVEN UNIT Prise de mouvement d'indicateur	1	(A) MM430598 E/#23670~
11-14	5663-701-7860-0	PIN, SPRING Goupille elastique	1	MD701786
11-14a		PIN, SPRING Goupille elastique	1	(A) MF472536
11-14b		PIN, SPRING Goupille elastique	1	(A) MF472535
11-15	5663-701-7870-0	SLEEVE, DRIVEN GEAR Douille	1	MD701787
11-15a		SLEEVE, DRIVEN GEAR Douille	1	(B) MM430419 E/#23670~
11-16	5663-701-7880-0	O-RING, B Joint torique	1	MD701788
11-17	5650-040-7171-0	GEAR, DRIVEN Pignon	1	MM407171
11-18	5660-052-0012-0	O-RING/18 Joint torique	1	MF520012
11-19	5663-701-7890-0	PLATE, LOCKING Rondelle frein	1	MD701789
11-20	5660-010-1268-0	BOLT/M8x65 Vis	4	MF101268
11-21	5660-024-1224-0	BOLT, SEMS Vis	1	MF241224
11-22	5660-045-0405-0	WASHER, SP/M8 Rondelle frein	4	MF450405
11-23	5661-045-0035-0	WASHER/M8 Rondelle	3	MS450035
11-24	5669-665-4000-0	FILTER, OIL ASSY Filtre à huile	1	K9665400
11-24a		FILTER, OIL ASSY Filtre à huile	1	(A) MM409365
11-25	5651-661-1400-0	WASHER, SEAL Rondelle de joint	1	MK66114000
11-25a		WASHER, SEAL Rondelle de joint	1	MF660036 E/#21787~
11-26	5650-040-9215-0	SCREEN, OIL ASSY Crepine	1	MM409215
11-26a		SCREEN, OIL ASSY Rondelle de joint	1	MM430174 E/#21787~
11-27	5660-043-0728-0	NUT, JAM/M14 Erou	1	MF430728
11-27a		NUT, JAM/M16 Erou	1	M430729 E/#21787~
11-28	5663-001-4820-0	SWITCH, OIL PRESS Mano-contact de pression d'huile	1	MD001482
11-28a		SWITCH, OIL PRESS Mano-contact de pression d'huile	1	MD021566 E/#21787~
11-29	5661-066-1120-0	PLUG, TAPER Bouchon	1	(E) MS661120

Fig. 12 COOLING PARTS GROUP
Systeme de refroidissement



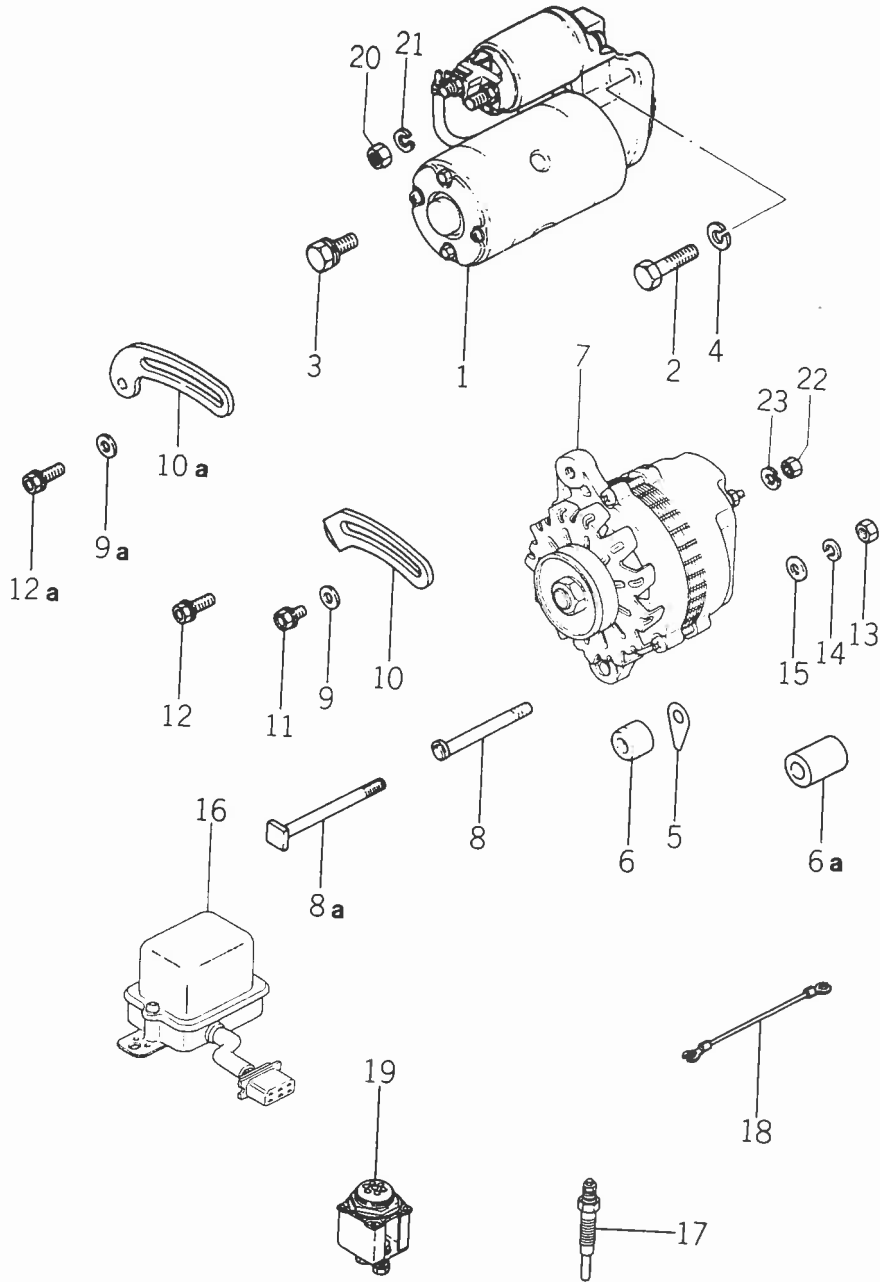
Ref No. Réf N°	Parts No. Pièces N°.	Description Désignation	Q'ty Quant	Remarks Remarques
12- 1	5669-674-4000-0	FAN, COOLING Ventilateur	1	K9674400
12- 2	5669-674-0510-0	PULLEY, WATER PUMP Poulie	1	K9674051
12- 3	5660-024-1223-0	BOLT, SEMS/M6×12 Vis	4	MF241223
12- 4	5650-040-9302-0	PUMP, WATER ASSY Pompe a eau	1	MM409302
12- 5	5650-040-7422-0	GASKET, WATER PUMP Joint	1	MM407422
12- 6	5660-010-1264-0	BOLT/M8×45 Vis	3	MF101264
12- 7	5660-010-1267-0	BOLT/M8×60 Vis	1	MF101267
12- 8	5660-045-0405-0	WASHER, SP/M8 Rondelle frein	4	MF450405
12- 9	5661-045-0035-0	WASHER/M8 Rondelle	4	MS450035
12-10	5650-040-9305-0	BELT, FAN Courroie	1	MM409305
12-11	5650-040-8260-0	JOINT, WATER DRAIN Raccord	1	MM408260
12-12	5650-040-8272-0	HOSE, WATER DRAIN Tuyau de trop plein	1	MM408272
12-13	5661-066-0004-0	CLAMP, HOSE Collier	1	MS660004
12-14	5661-066-0004-0	CLAMP, HOSE Collier	1	MS660004
12-15	5650-040-8265-0	CLAMP, DRAIN HOSE Collier	1	MM408265
12-16	5650-040-9329-0	HOSE, BY-PASS Conduit souple de circuit de fluide	1	MM409329
12-17	5661-060-3006-0	HOSE, FUEL/8×150 Conduit souple de circuit de fluide	1	△ MS603006
12-18	5661-066-1006-0	CLAMP, HOSE/15 Collier	2	MS661006
12-18 a		CLIP, HOSE/13.1 Attache	2	Ⓐ MS660164

Fig. 13 INTAKE AND EXHAUST PARTS GROUP
Conduit d'admission et conduit d'echappement



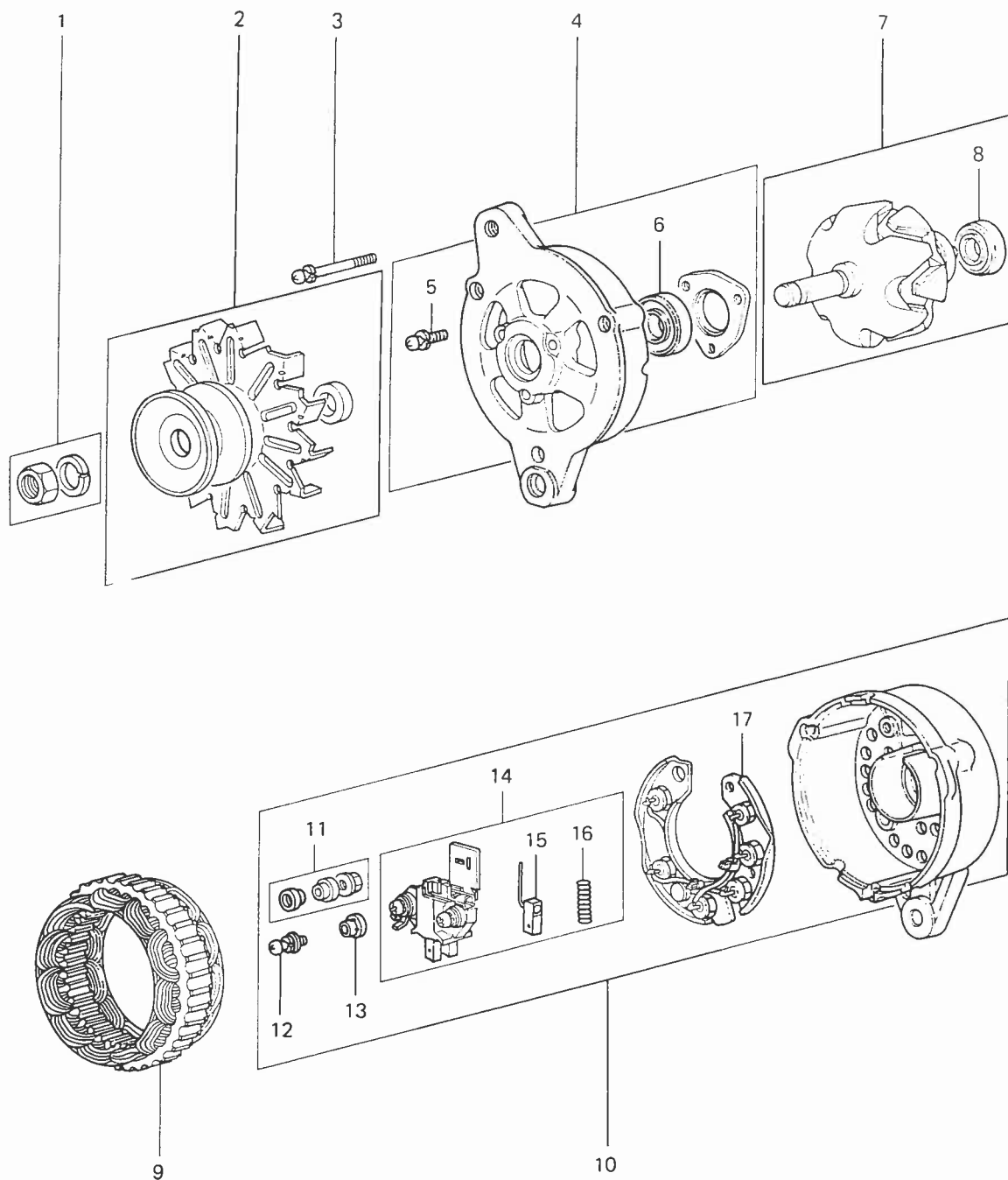
Ref No. Réf N°.	Parts No. Pièces N°.	Description Désignation	Q'ty Quant	Remarks Remarques
13- 1	5650-040-8580-3	GASKET Joint	1	MM408580
13- 2	5650-040-8541-0	MANIFOLD, INTAKE ASSY Tubulure de conduit d'aspiration	1	MM408541
13- 3	5669-644-1710-0	PIPE Boisseau	1	K9644171
13- 4	5650-040-8551-0	GASKET, MANIFOLD Joint	1	MM408551
13- 5	5650-040-8563-0	PIPE, INLET Pipe d'admission	1	MM408563
13- 6	5650-040-8566-0	GASKET, INLET PIPE Joint	1	MM408566
13- 7	5650-040-8571-0	MANIFOLD, EXH Tuyau d'echappement	1	MM408571
13- 8	5650-040-8576-0	GASKET, EXH MANIFOLD Flasque de tuyau d'echappement	1	MM408576
13- 9	5660-010-1259-0	BOLT/M8×30 Vis	5	MF101259
13-10	5660-024-1261-0	BOLT, SEMS/M8×40 Vis	1	MF241261
13-11	5660-024-1267-0	BOLT, SEMS/M8×70 Vis	2	MF241267
13-12	5660-040-1936-0	STUD/M8×25 Goujon	4	MF401936
13-13	5660-043-0005-0	NUT/M8 Ecou	1	MF430005
13-14	5660-043-4005-0	NUT/M8 Ecou	8	MF434005
13-14 a		NUT/M8 Ecou	8	MD000569 E/#19277~

Fig. 14 ELECTRICAL EQUIPMENT
Equipment électrique



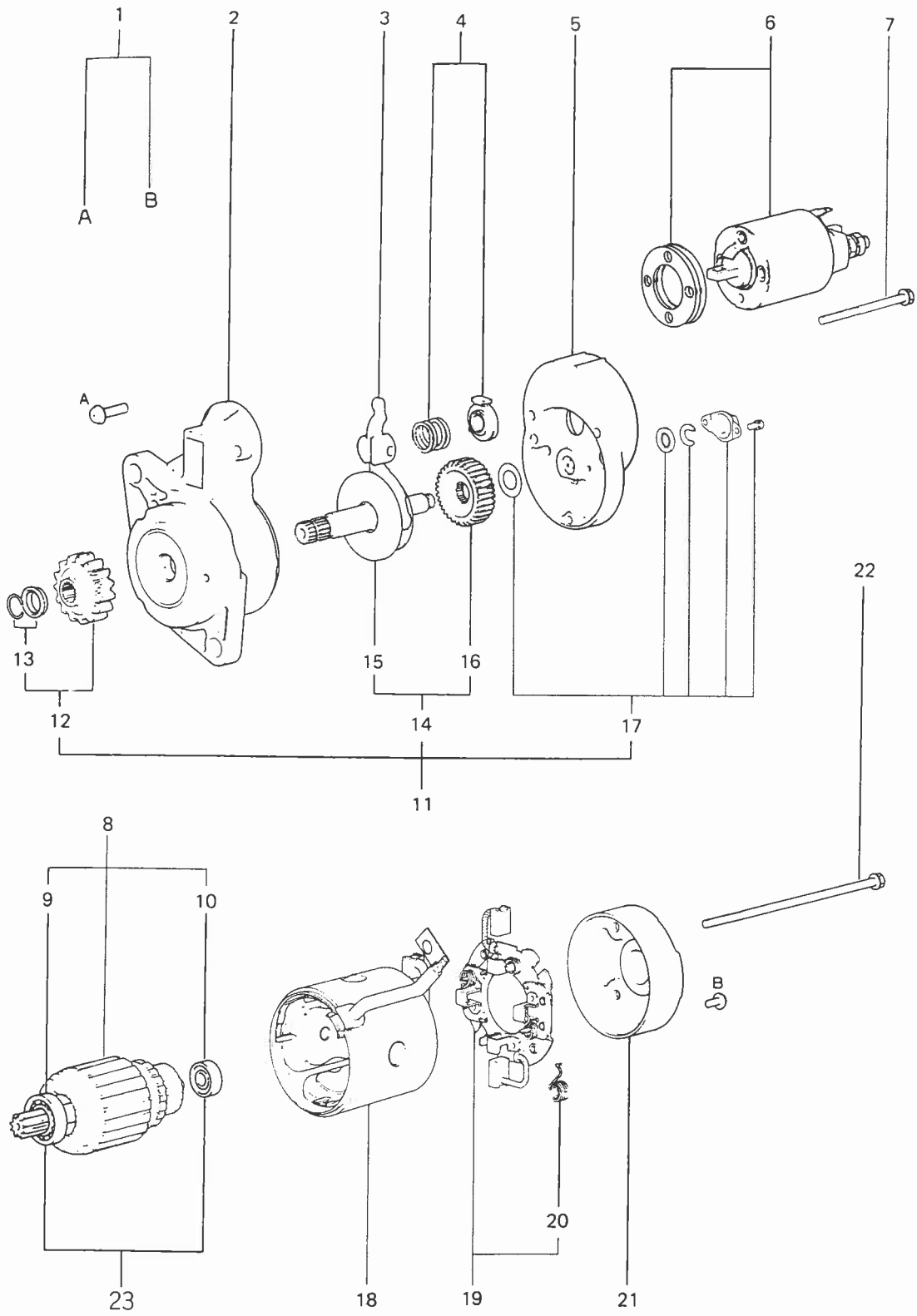
Ref No. Réf N°.	Parts No. Pièces N°.	Description Désignation	Q'ty Quant	Remarks Remarques
14- 1	5650-040-9410-0	STARTER ASSY Demarreur.	1	MM409410 See Fig.16
14- 2	5650-040-9420-0	BOLT, STARTER Vis	1	MM409420
14- 3	5660-024-1282-0	BOLT, SEMS/M10×25 Vis	1	MF241282
14- 4	5660-045-1406-0	WASHER, SP Rondelle frein	1	MF450406
14- 5	5663-001-5170-0	SHIM Cale	AR	MD001517
14- 6	5650-040-9320-0	SPACER Douille	1	MM409320
14- 6a		SPACER Douille	1	(B) MM409328
14- 7	5663-017-6450-0	ALTERNATOR Alternateur	1	MD017645
14- 8	5663-001-5150-0	BOLT/M8×82 Vis	1	MD001515
14- 8a		BOLT, SPECIAL/M8×85 Vis	1	(B) MD017625
14- 9	5663-000-4250-0	WASHER Rondelle	1	MD000425
14- 9a		WASHER Rondelle	1	(B) MD001521
14-10	5650-040-9460-0	BRACE, GENERATOR Etrier	1	MM409460
14-10a		BRACE, GENERATOR Etrier	1	(B) MM409463
14-11	5660-024-1251-0	BOLT, SEMS/M8×16 Vis	1	MF241251
14-12	5660-024-1255-0	BOLT, SEMS/M8×20 Vis	1	MF241255
14-12a		BOLT, SEMS/M8/22 Vis	1	(A) MF140026
14-13	5660-043-0005-0	NUT/M8 Ecrou	1	MF430005
14-14	5660-045-0405-0	WASHER, SP/M8 Rondelle frein	1	MF450405
14-15	5661-045-0035-0	WASHER/M8 Rondelle	1	MS450035
14-16	5663-001-8210-0	REGULATOR ASSY Regulateur de tension	1	MD001821
14-17	5650-040-9510-0	PLUG, GLOW/Y-114T Bougie à incandescence	3	MM409510
14-18	5650-040-9511-0	WIRE, GLOW PLUG LEAD Fil de bougie	2	MM409511
14-19	5650-040-9515-0	LAMP, GLOW Témoin de bougies	1	MM409515
14-20	V302-260-0080-0	NUT/M8 Ecrou	1	
14-21	V401-160-0080-0	WASHER, SP/M8 Rondelle frein	1	
14-22	V300-260-0050-0	NUT/M5 Ecrou	1	
14-23	V401-160-0050-0	WASHER, SP/M5 Rondelle frein	1	

Fig. 15 ALTERNATOR
Alternateur



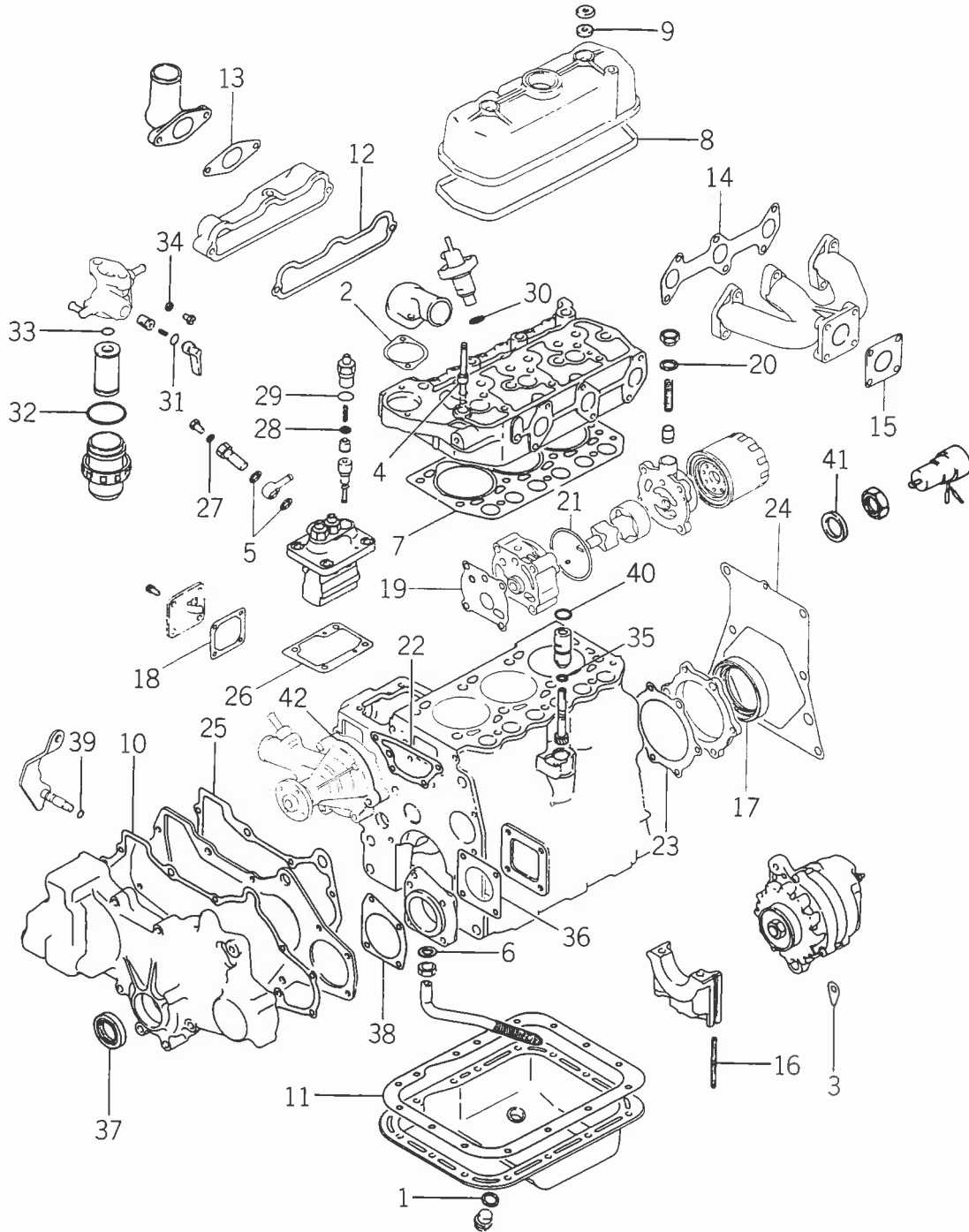
Ref No. Réf N°.	Parts No. Pièces N°.	Description Désignation	Q'ty Quant	Remarks Remarques
15- 0-1	5663-017-6450-0	ALTERNATOR ASSY Alternateur	1	MD 017645 (AH 2035M4)
15- 1	5650-050-2340-0	NUT SET Erou	1	MM502340
15- 2	5663-607-1700-0	PULLEY ASSY Poulie	1	MD607170
15- 3	5663-607-2120-0	SCREW SET Vis	1	MD607212
15- 4	5663-607-2670-0	BRACKET, F. ASSY Support de palier ar	1	MD607267
15- 5	5663-602-9380-0	SCREW SET Vis	1	MD602938
15- 6	5663-602-2640-0	BEARING Roulement	1	MD602264
15- 7	5650-050-2298-0	ROTOR ASSY Inducteur	1	MM502298
15- 8	5663-602-7890-0	BEARING Roulement	1	MD602789
15- 9	5650-050-2299-0	STATOR Induit	1	MM502299
15-10	5663-607-2680-0	BRACKET, R. ASSY Support de palier av	1	MD607268
15-11	5663-607-1760-0	NUT SET Erou	1	MD607176
15-12	5660-035-0769-0	SCREW, SEMS/M5x14 Vis	1	MF350769
15-13	5663-602-8260-0	MOLD Contre-plaque	1	MD602826
15-14	5663-602-7970-0	HOLDER, BRUSH ASSY Porte balais	1	MD602797
15-15	5663-602-7830-0	BRUSH Balai	2	MD602783
15-16	5663-602-2270-0	SPRING, BRUSH Ressort	2	MD602227
15-17	5663-607-2690-0	LECTIFIRE ASSY Plaque a diodes	1	MD607269

Fig. 16 STARTER
Demarreur



Ref No. Réf No.	Parts No. Pièces No.	Description Désignation	Q'ty Quant	Remarks Remarques
16- 0-1	5650-040-9410-0	STARTER ASSY Demareur	1	MM409410
16- 1	5663-060-7432-0	SCREW SET Vis	1	(M002T50381) MD607432
16- 2	5650-050-2398-0	BRACKET, F. SET Cage du bendix	1	MM502398
16- 3	5663-060-7410-0	LEVER ASSY Levier de commande	1	MD607410
16- 3a	5650-050-2329-0	LEVER ASSY	1	MM502329
16- 4	5663-060-7411-0	SPRING SET Ressort	1	MD607411
16- 4a	5663-602-9630-0	SPRING SET Ressort	1	MD602963
16- 5	5650-050-2331-0	BRACKET, CENTER ASSY Flasque	1	MM502331
16- 6	5663-602-0740-0	SWITCH ASSY Solenoid	1	MD602074
16- 6a		SWITCH ASSY	1	© MM502461
16- 7	5650-050-2332-0	BOLT/M5x73 Vis	1	MM502332
16- 8	5650-050-2333-0	ARMATURE SET Induit	1	MM502333
16- 9	5650-050-2334-0	BEARING Rondelle	1	MM502334
16-10	5650-052-2335-0	BEARING Rondelle	1	MM502335
16-11	5650-050-2395-0	SHAFT, CLUTCH SET Arbre d'accouplement	1	MM502395
16-12	5650-050-2396-0	PINION SET Pignon d'entraînement	1	MM502396
16-13	5663-060-7416-0	STOPPER SET Pastille	1	MD607416
16-14	5663-060-7539-0	GEAR SET Pignon ensemble	1	MD607539
16-15	5663-060-7540-0	SHAFT, PINION ASSY Bague pilote	1	MD607540
16-16	5650-050-2341-0	GEAR Pignon	1	MM502341
16-17	5650-050-2342-0	COVER SET Copuchon	1	MM502342
16-18	5650-050-2397-0	YOKE ASSY Stator	1	MM502397
16-19	5663-060-7420-0	HOLDER, BRUSH ASSY Collecteur	1	MD607420
16-20	5663-060-2210-0	SPRING, BRUSH Ressort	1	MD602210
16-20 a		SPRING, BRUSH Ressort	4	MD602210
16-21	5650-050-2346-0	BRACKET, R. Cage du collecteur	1	MM502346
16-22	5650-050-2347-0	BOLT/M5x149 Vis	2	MM502347
16-23		SERVICE KIT, STARTOR BEARING Roulement	1	MM409895 Inc.Key No. 9,10

Fig. 17 GASKET KIT
Joint complet ensemble

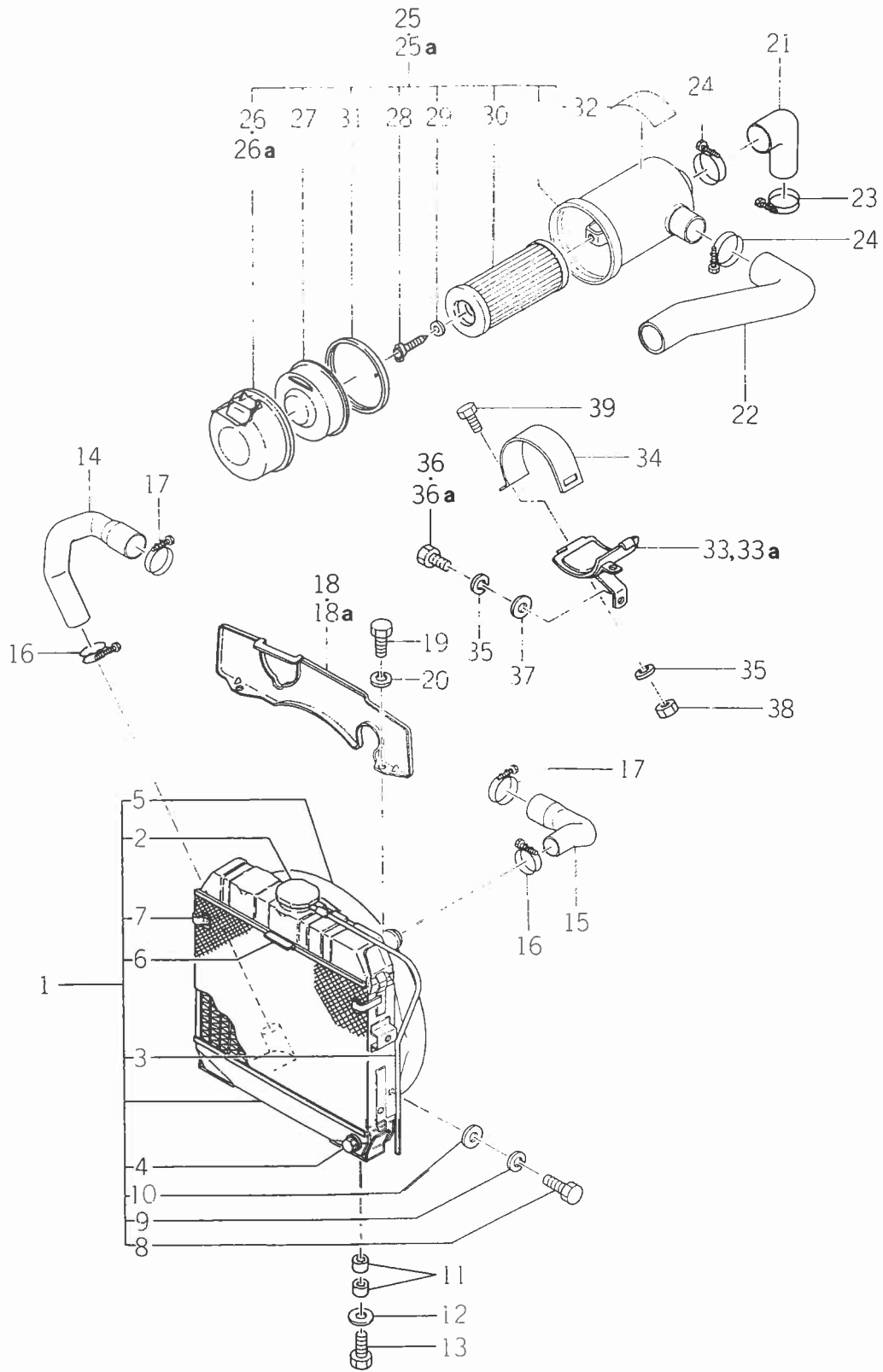


Ref No. Réf No.	Parts No. Pièces No.	Description Désignation	Q'ty Quant	Remarks Remarques
17- 0-1	5650-040-8381-0	GASKET KIT Joint ensemble	1	MM408381
17- 1	5663-000-3120-0	GASKET, DRAIN PLUG/18 Joint	1	MD000312
17- 2	5663-000-5510-0	GASKET, OUTLET FITTING Joint d'eau	1	MD000551
17- 2a		GASKET, OUTLET FITTING Joint	2	MD000551
17- 3	5663-001-5170-0	SHIM Cale	3	MD001517
17- 4	5663-016-4900-0	SEAL, VALVE STEM Joint de soupape	6	MD016490
17- 5	5651-661-1200-0	WASHER, SEAL Rondelle	2	MK66112000
17- 6	5651-661-1400-0	WASHER, SEAL Rondelle	1	MK66114000
17- 6a		GASKET (16)	1	ⓑ MF660036
17- 7	5650-040-8451-0	GASKET, CYL HEAD Joint de culasse	1	MM408451
17- 8	5650-040-8501-0	GASKET, RPCKER COVER Joint	1	MM408501
17- 9	5663-000-5230-0	SEAL, OIL Joint a levres	2	MD000523
17-10	5650-040-8236-0	GASKET, GEAR CASE Joint de carter	1	MM408236
17-10a		GASKET, GEAR CASE Joint de culasse	1	Ⓐ MM408235
17-11	5650-040-8321-0	GASKET, OIL PAN Joint	1	MM408321
17-12	5650-040-8551-0	GASKET, MANIFOLD Joint	1	MM408551
17-13	5650-040-8566-0	GASKET, INLET PIPE Joint	1	MM408566
17-14	5650-040-8576-0	GASKET, EXH MANIFOLD Flasque de tuyau d'achappement	1	MM408576
17-15	5650-040-8580-0	GASKET Joint	1	MM408580
17-16	5650-040-6228-0	SEAL, SIDE Joint	1	MM406228
17-17	5650-040-6242-0	SEAL, OIL Bague d'etancheite	1	MM406242
17-18	5650-040-9151-0	GASKET, COVER Joint	1	MM409151
17-19	5650-040-7124-0	GASKET, OIL PUMP BODY Joint	1	MM407124
17-20	5650-040-7137-0	GASKET Joint	1	MM407137
17-20a		GASKET Joint	1	Ⓐ MD000312
17-21	5650-040-7145-0	O-RING Joint torique	1	MM407145
17-22	5650-040-7422-0	GASKET, WATER PUMP Joint	1	MM407422
17-23	5650-040-8205-0	GASKET, OIL SEAL Joint	1	MM408205
17-24	5650-040-8216-0	GASKET, R. PLATE Joint de carter	1	MM408216
17-25	5650-040-8226-0	GASKET, F. PLATE Joint de carter	1	MM408226
17-26	5650-040-9040-0	SHIM, ADJ/0.2t Cale	1	MM409040
17-26-1	5650-040-9041-0	SHIM, ADI/0.3t Cale	1	MM409041
17-26-2	5650-040-9042-0	SHIM, ADJ/0.4t Cale	1	MM409042
17-26-3	5650-040-9046-0	SHIM, ADJ/0.8t Cale	1	MM409046
17-27	5650-050-0114-0	WASHER Rondelle	1	MM500114
17-28	5650-050-0336-0	GASKET, DEL VALVE Rondelle	3	MM500336
17-29	5650-050-0438-0	O-RING Joint torique	3	MM500438
17-30	5666-515-4300-0	GASKET, NOZZLE HOLDER Joint	3	K6515430
17-31	5650-040-4874-0	O-RING, VALVE Joint torique	1	MM404874
17-32	5650-040-4878-0	O-RING, FILTER CUP Joint torique	1	MM404878
17-33	5650-040-4881-0	O-RING, ELEMENT Joint torique	1	MM404881
17-34	5650-040-4884-0	PACKING Joint	2	MM404884
17-35	5663-701-7880-0	O-RING, B Joint torique	1	MD701788
17-36	5650-040-1206-0	GASKET, PUMP COVER Joint	1	MM401206
17-37	5669-413-3900-0	SEAL, OIL Joint a levres	1	K9413390

Ref No. Réf No.	Parts No. Pièces N°.	Description Désignation	Q'ty Quant	Remarks Remarques
17-38	5650-040-9235-0	GASKET, HOUSING Joint	1	MM409235
17-39	5660-052-0002-0	O-RING / 7 Joint torique	1	MF520002
17-39 a		O-RING / 7 Joint torique	2	MF520002
17-40	5660-052-0012-0	O-RING / 18 Joint torique	1	MF520012
17-41		GASKET (30) Joint	1	MF660042 '80/12~
17-42		GASKET, WATER PUMP Joint	1	MM409326 '80/12~

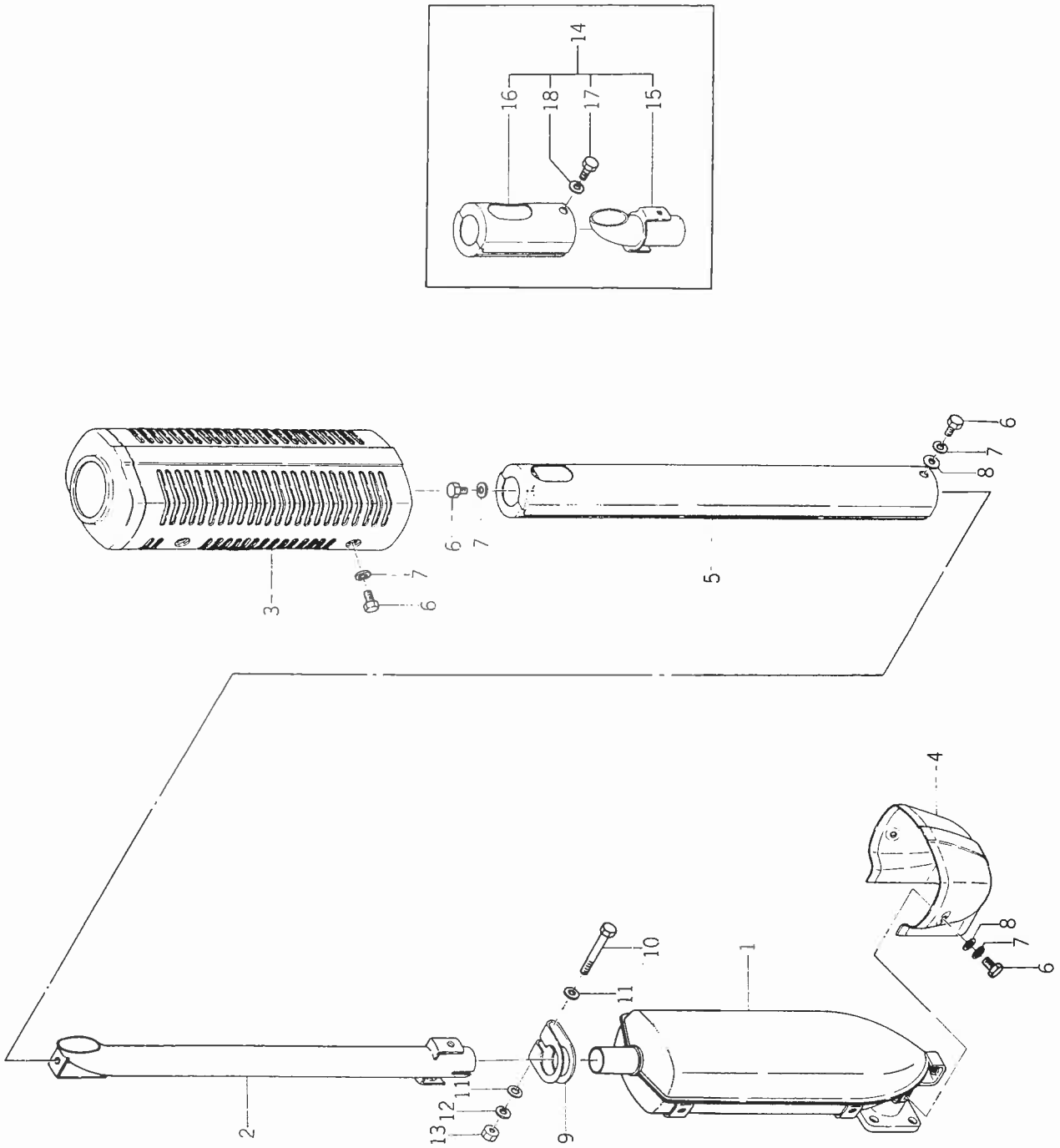
C H A S S I S

Fig. 18 AIR CLEANER AND RADIATOR SYSTEM
 Filtre a air et radiateur



Ref No. Réf No.	Parts No. Pièces No.	Description Désignation	Qty Quant		Remarks Remarques
			T	F	
18- 1	1434-101-2100-0	RADIATOR ASSY Radiateur complet	1	1	
18- 2	1434-101-2120-0	• CAP Bouchon de radiateur	1	1	
18- 3	1434-101-2130-0	• PIPE, VINYL Conduit d'expansion	1	1	
18- 4	1434-101-2160-0	• COCK, WATER Robinet de ridange	1	1	
18- 5	1434-101-2140-0	• GUARD, FAN Garde-ventilateur	1	1	
18- 6	1434-101-2150-0	PROTECTOR, FAN Protecteur	1	1	
18- 7	1427-101-0060-0	• SPRING, SET Agrafe	2	2	
18- 8	V200-260-6014-0	• BOLT/M6×14 Vis	4	4	
18- 9	V401-160-0060-0	• WASHER, SP/M6 Rondelle frein	4	4	
18-10	V413-160-0060-0	• WASHER/M6 Rondelle	4	4	
18-11	1427-101-0070-0	CUSHION, RADIATOR Silentbloc	4	4	
18-12	V413-160-0080-0	WASHER/M8 Rondelle	2	2	
18-13	V201-260-8035-0	BOLT/M8×35 Vis	2	2	
18-14	1434-101-0010-0	HOSE, LW/RUBBER Durt inférieure	1	1	
18-15	1434-101-0020-0	HOSE, UP/RUBBER Durt supérieure	1	1	
18-16	1427-101-0110-0	CLAMP/35 Collier	2	2	
18-17	1427-101-0120-0	CLAMP/42 Collier	2	2	
18-18	1434-101-2800-0	PLATE, HEATPROOF Plaque	1	1	
18-18a	1434-101-2801-0	PLATE, SEAL Plaque	1	1	ⓑ T#2048-
18-19	V200-260-6012-0	BOLT/M6×12 Vis	2	2	F#6503-
18-20	V401-160-0060-0	WASHER, SP/M6 Rondelle frein	2	2	
18-21	1424-101-0031-0	HOSE, A/RUBBER Durt de filtre	1	1	
18-22	1434-101-0041-0	HOSE, B/RUBBER Durt de filtre	1	1	
18-23	1427-101-0220-0	CLAMP/48 Collier	1	1	
18-24	1427-101-0280-0	CLAMP/53 Collier	2	2	
18-25	1434-102-2100-0	CLEANER, AIR ASSY Support filtre à air	1	1	
18-25a	1434-102-2101-0	CLEANER, AIR ASSY Support filtre à air	1	1	
18-26	1434-101-2720-0	• PAN, DUST ASSY Carter	1	1	T#2258-
18-26a	1434-101-2721-0	• PAN, DUST ASSY Tole directrice d'air	1	1	F#6638-
18-27	1427-101-2830-0	• BAFFLE ASSY Tole directrice d'air	1	1	
18-28	1434-101-2730-0	• BOLT, WING Vis a oreilles	1	1	
18-29	1427-101-2860-0	• WASHER, SEAL Rondelle	1	1	
18-30	1427-101-2840-0	• ELEMENT Cartouche filtrante	1	1	
18-31	1427-101-2880-0	• GASKET Joint	1	1	
18-32	1427-101-2870-0	• MARK, HANDLING Etiquette	1	1	
18-33	1434-602-2200-0	STAY, AIR CLEANER Support filtre à air	1	1	T#2048-
18-33a	1434-602-2201-0	STAY, AIR CLEANER Support filtre à air	1	1	F#6503-
18-34	1434-602-0020-0	BAND, AIR CLEANER Collier	1	1	
18-35	V401-160-0080-0	WASHER, SP/M8 Rondelle frein	3	3	
18-36	V201-260-8035-0	BOLT/M8×35 Vis	1	1	
18-36a	V201-260-8025-0	BOLT/M8×25 Vis	1	1	
18-37	V413-160-0080-0	WASHER/M8 Rondelle	1	1	
18-38	V300-260-0080-0	NUT/M8 Ecrou	1	1	
18-39	V201-260-8016-0	BOLT/M8×16 Vis	1	1	

Fig. 19 MUFFLER SYSTEM
Silencieux

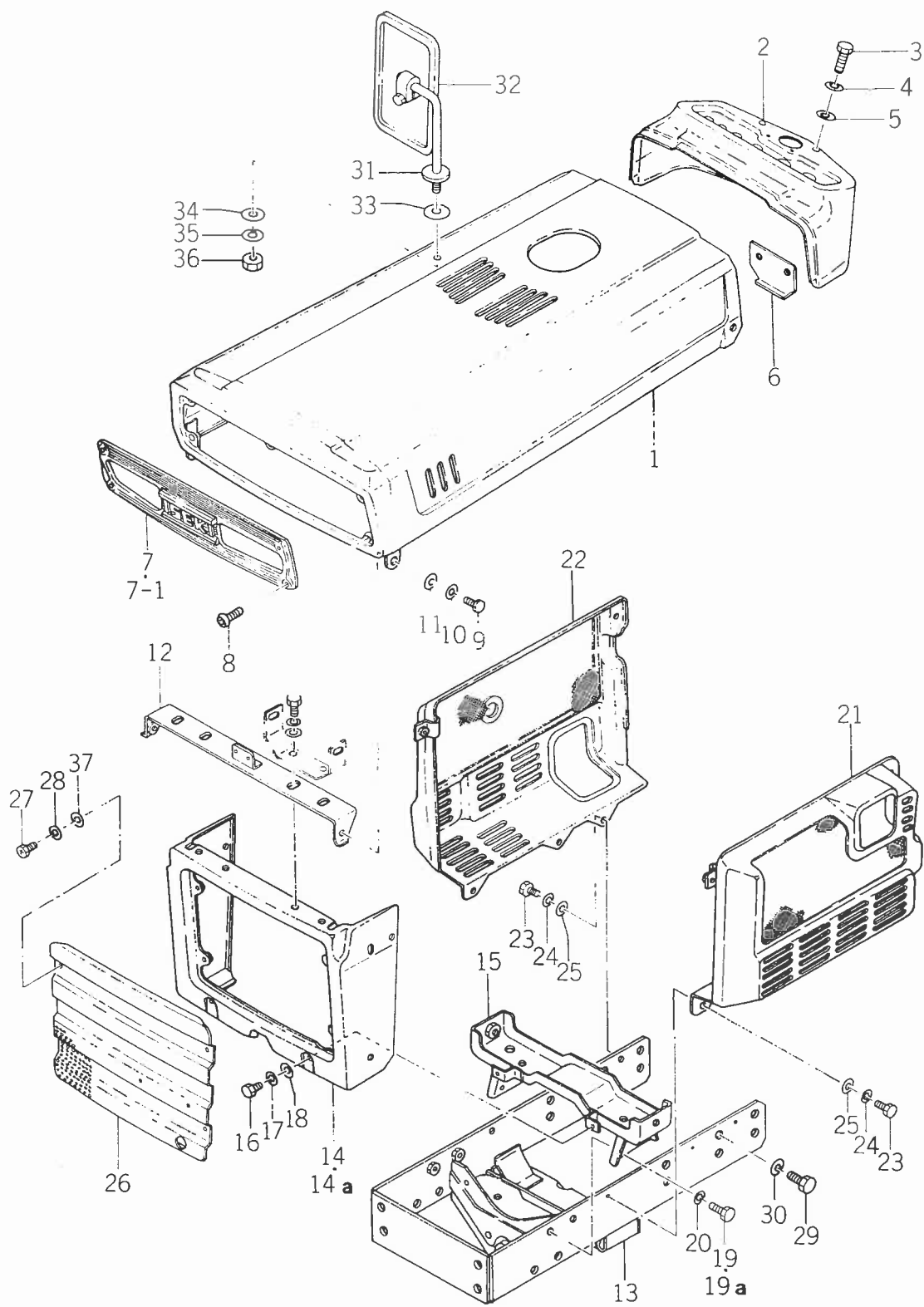


Ref No. Réf No.	Parts No. Pièces No.	Description Désignation	Qty Quant		Remarks Remarques
			T	F	
19- 1	1434-101-2300-0	MUFFLER Silencieux	1	1	
19- 2	1434-101-2400-0	PIPE, TAIL Tube d'échappement	1	1	
19- 3	1434-101-2500-0	COVER, MUFFLER Coquille g. de silencieux	1	1	
19- 4	1434-101-0060-0	COVER, EXH PIPE Coquille d. de silencieux	1	1	
19- 5	1434-101-2600-0	COVER, TAIL PIPE Couvercle	1	1	
19- 6	V201-260-8012-0	BOLT/M8×12 Vis	10	10	
19- 7	V401-160-0080-0	WASHER, SP/M8 Rondelle frein	10	10	
19- 8	V413-160-0080-0	WASHER/M8 Rondelle	10	10	
19- 9	1434-101-0070-0	CLAMP/32 Attache	1	1	
19-10	V201-260-8065-0	BOLT/M8×65 Vis	1	1	
19-11	V413-160-0080-0	WASHER/M8 Rondelle	2	2	
19-12	V401-160-0080-0	WASHER, SP/M8 Rondelle frein	1	1	
19-13	V300-260-0080-0	NUT/M8 Erou	1	1	
19-14	1434-915-2000-0	PIPE, TAIL ASSY Tube d'échappement	1	1	★
19-15	1434-915-2100-0	•PIPE, TAIL Tube d'échappement	1	1	★
19-16	1434-915-2200-0	•COVER, TAIL PIPE Couvercle	1	1	★
19-17	V201-260-8012-0	•BOLT/M8×12 Vis	2	2	★
19-18	V401-160-0080-0	•WASHER, SP/M8 Rondelle frein	2	2	★

Fig. 20

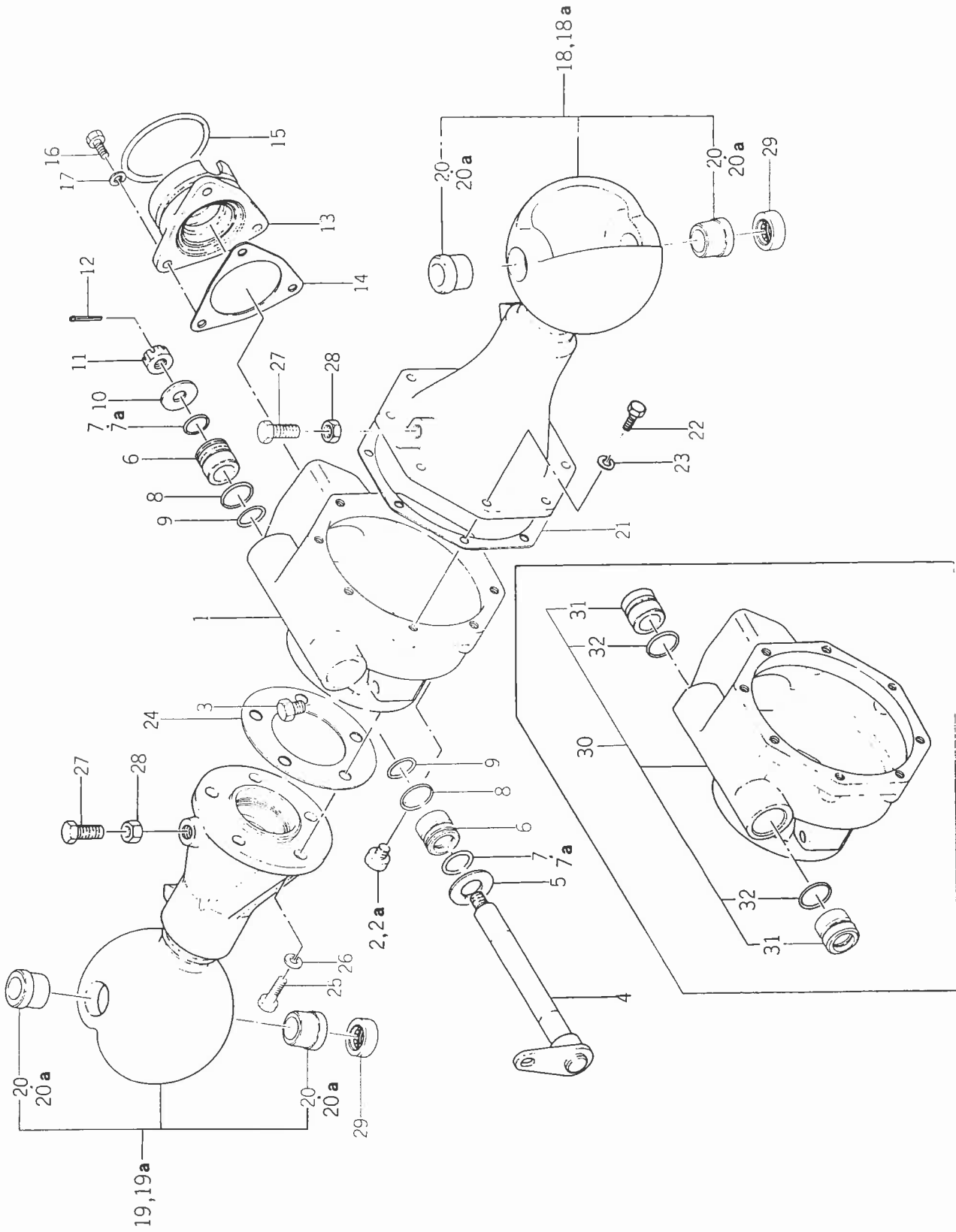
BONNET AND FRAME SYSTEM

Carenage



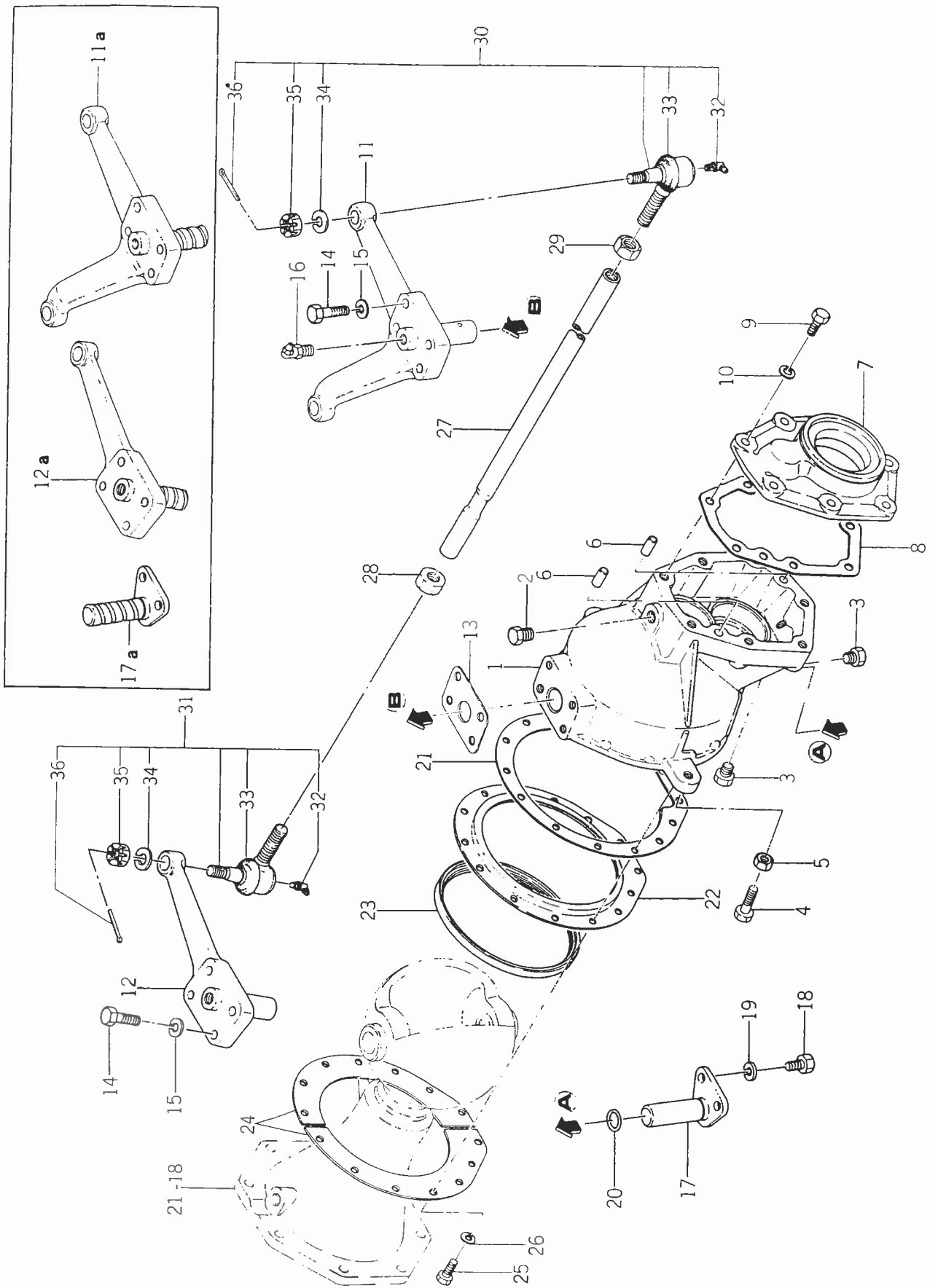
Ref No. Réf N°.	Parts No. Pièces N°.	Description Désignation	Qty Quant		Remarks Remarques
			T	F	
20-1	1434-601-2001-0	BONNET Capot	1	1	
20-2	1434-603-0020-8	PANEL, METER Tableau de bord	1	1	
20-3	V201-260-8016-0	BOLT/M8×16 Vis	4	4	
20-4	V401-160-0080-0	WASHER, SP/M8 Rondelle frein	4	4	
20-5	V413-160-0080-0	WASHER/M8 Rondelle	4	4	
20-6	1434-603-2000-0	COVER, REGULATOR Protecteur	1	1	
20-7	1427-601-0070-0	GRILLE, LIGHT Porte de phares	1	1	for E40, 41, 42, 43, 61, 62
20-7-1	1427-605-0010-0	GRILLE, LIGHT Porte de phares	1	1	for E20, 21, 22, 50, 51, 52
20-8	V112-166-0016-0	SCREW/M6×16 Vis	5	5	
20-9	1434-601-0010-0	BOLT, HINGE Vis	2	2	
20-10	1427-601-0030-0	WASHER/15×24×2 Rondelle	2	2	
20-11	1427-601-0020-0	CUSHION/RUBBER Cale	2	2	
20-12	1434-601-2200-0	PLATE, HINGE Plaque	1	1	
20-13	1434-402-2100-0	FRAME, F. Chassis av	1	1	
20-14	1435-601-2001-0	COVER, UNDER Couvercle	1	1	
20-14a	1434-601-2600-0	COVER, UNDER Couvercle	1	1	
20-15	1434-602-2300-0	SUPPORT, BONNET Support	1	1	
20-16	V201-260-8016-0	BOLT/M8×16 Vis	8	8	
20-17	V401-160-0080-0	WASHER, SP/M8 Rondelle frein	8	8	
20-18	V413-160-0080-0	WASHER/M8 Rondelle	8	8	
20-19	V201-261-0025-0	BOLT/M10×25 Vis	4	4	
20-19a	V201-261-0020-0	BOLT/M10×20 Vis	4	4	(A)
20-20	V401-160-0100-0	WASHER, SP/M10 Rondelle frein	4	4	
20-21	1434-601-2301-0	COVER, SIDE LH Joue g.	1	1	
20-22	1434-601-2400-0	COVER, SIDE RH Joue d.	1	1	
20-23	V201-260-8016-0	BOLT/M8×16 Vis	10	10	
20-24	V401-160-0080-0	WASHER, SP/M8 Rondelle frein	10	10	
20-25	V413-160-0080-0	WASHER/M8 Rondelle	10	10	
20-26	1434-601-0020-0	GRILLE Calandre	1	1	
20-27	1427-601-0050-0	BOLT/M6×12 Vis	4	4	
20-28	V401-160-0060-0	WASHER, SP/M6 Rondelle frein	4	4	
20-29	V203-461-2030-0	BOLT/M12×30 9T Vis	12	12	
20-30	V401-160-0120-0	WASHER, SP/M12 Rondelle frein	12	12	
20-31	1427-621-3001-0	STAY, MIRROR Appui	1	1	
20-32	3762-174-2000-0	MIRROR, R. VIEW Miroir retroviseur	1	1	
20-33	1427-621-0190-0	CUSHION/RUBBER Cale	1	1	
20-34	V413-160-0120-0	WASHER/M12 Rondelle	1	1	
20-35	V401-160-0120-0	WASHER, SP/M12 Rondelle frein	1	1	
20-36	V300-260-0120-0	NUT/M12 Ecrou	1	1	
20-37	V413-160-0060-0	WASHER/M6 Rondelle	4	4	

Fig. 21 FRONT AXLE CASE SYSTEM (4WD)
Boite de l'essieu avant



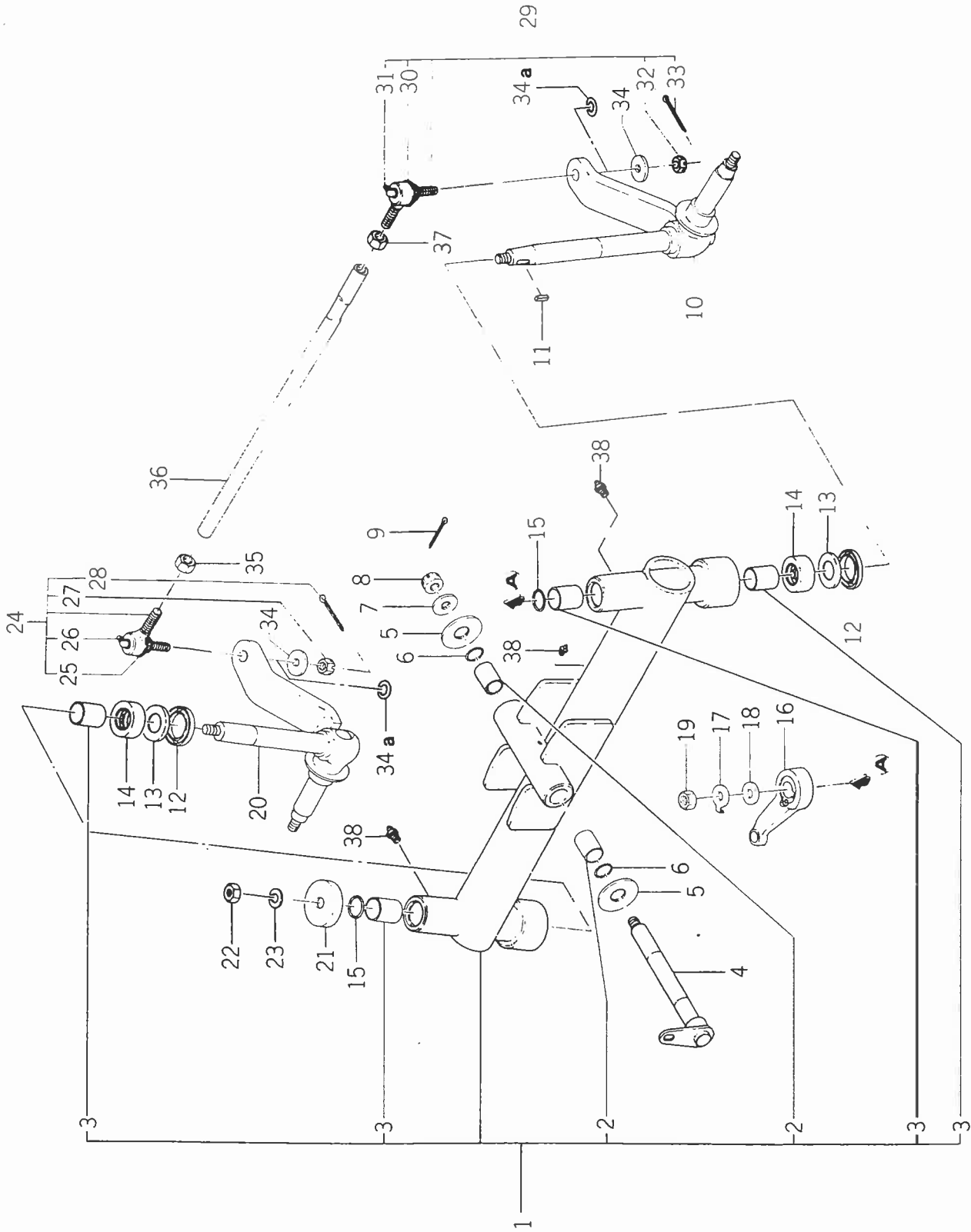
Ref No. Réf N°	Parts No. Pièces N°	Description Désignation	Qty Quant		Remarks Remarques
			T	F	
21- 1	1427-431-0012-0	CASE, BEVEL Carter de différentiel av		1	
21- 2	7955-201-0260-0	PLUG, DRAIN/1/4 Bouchon de vidange		1	
21- 2a	V781-100-0004-0	PLUG, DRAIN/1/4 Bouchon de vidange		1	
21- 3	1326-706-0020-0	PLUG, DRAIN Bouchon de vidange		1	
21- 4	1427-431-2000-0	PIVOT, CENTER Pivot d'essieu		1	
21- 5	V411-160-0200-0	WASHER/M20 Rondelle		1	
21- 6	1434-431-0020-0	BUSH/20x30x26 Coussinet		2	TX2140F #6756~
21- 7	1434-431-0030-0	O-RING/S20 Joint torique		2	TX2140F #6756~
21- 7a	V720-102-4020-0	O-RING/P20 Joint torique		2	TX2140F
21- 8	1434-431-0050-0	O-RING/S26 Joint torique		2	TX2140F
21- 9	1434-431-0040-0	O-RING/S22 Joint torique		2	TX2140F
21-10	1427-431-0030-0	WASHER/13x32x3 Rondelle		1	
21-11	V321-260-0120-0	NUT, SLOTTED/M12 Ecrou à creneaux		1	
21-12	V500-153-0025-0	PIN, SPLIT/3x25 Goupille fendue		1	
21-13	1427-431-0060-0	METAL, PINION Palier		1	
21-14	1427-431-0070-0	PACKING, METAL Joint		1	
21-15	V720-105-7071-0	O-RING/P71 Joint torique		1	
21-16	V201-260-8025-0	BOLT/M8x25 Vis		3	
21-17	V401-160-0080-0	WASHER, SP/M8 Rondelle		3	
21-18	1427-432-2000-0	HOUSING, AXLE LH SET Tube pont av g.		1	
21-18a	1427-432-2001-0	HOUSING, AXLE LH SET Tube pont av g.		1	
21-19	1427-432-2100-0	HOUSING, AXLE RH SET Tube pont av d.		1	
21-19a	1427-432-2101-0	HOUSING, AXLE RH SET Tube pont av d.		1	
21-20	1427-432-0140-0	• BUSH, KING PIN Coussinet		4	
21-20a	1427-432-0141-0	• BUSH, KING PIN Coussinet		4	
21-21	1427-432-0090-0	PACKING, HOUSING LH Joint de tube g.		1	
21-22	V201-260-8025-0	BOLT/M8x25 Vis		8	
21-23	V401-160-0080-0	WASHER, SP/M8 Rondelle frein		8	
21-24	1427-432-0120-0	PACKING, HOUSING RH Joint de tube d.		1	
21-25	V201-461-0030-0	BOLT/M10x30 9T Vis		5	
21-26	V401-260-0100-0	WASHER, SP/M10 Rondelle frein		5	
21-27	1427-432-0130-0	BOLT/M12 Vis		2	
21-28	V302-260-0120-0	NUT/M12 Ecrou		2	
21-29	1427-433-0150-0	BEARING, TB/TAG20Z-1 Butée a billes		2	
21-30	1427-431-2402-0	CASE, BEVEL SET Carter de différentiel av		1	
21-31	1427-431-0020-0	• BUSH/20x30x26 Coussinet		2	
21-32	V721-103-1025-0	• O-RING/G25 Joint torique		2	

Fig. 22 FRONT AXLE CASE AND KNUCKLE ARM SYSTEM (4WD)
 Pivot et axe d'accouplement



Ref No. Réf No.	Parts No. Pièces No.	Description Désignation	Qty Quant		Remarks Remarques
			T	F	
22- 1	1427-433-0010-0	CASE, F. GEAR Carter de reducteur		2	
22- 2	7955-201-0260-0	PLUG, DRAIN/1/4 Bouchon de vidange		2	
22- 3	1326-706-0020-0	PLUG, DRAIN Bouchon de vidange		4	
22- 4	1427-433-0020-0	BOLT/M10 Vis		2	
22- 5	V305-260-0100-0	NUT/M10 Ecrout		2	
22- 6	V521-100-8016-0	PIN, ST B/8x16 Pions de centrage		4	
22- 7	1427-433-0070-0	METAL, WHEEL Couvercle de reducteur		2	
22- 8	1427-433-0080-0	PACKING, METAL Joint de couvercle		2	
22- 9	V201-260-8030-0	BOLT/M8x30 Vis		14	
22-10	V401-160-0080-0	WASHER, SP/M8 Rondelle frein		14	
22-11	1427-433-2100-0	ARM, KNUCKLE LH Levier de fusée g.		1	
22-11 a	1427-433-2101-0	ARM, KNUCKLE LH Levier de fusée g.		1	
22-12	1427-433-2200-0	ARM, KNUCKLE RH Levier de fusée d.		1	
22-12 a	1427-433-2201-0	ARM, KNUCKLE RH Levier de fusée d.		1	
22-13	1427-433-0130-0	PACKING, KNUCKLE ARM Joint		2	
22-14	V201-460-8035-0	BOLT/M8x35 9T Vis		8	
22-15	V401-160-0080-0	WASHER, SP/M8 Rondelle frein		8	
22-16	V761-400-0000-0	NIPPLE, GREASE/A-PT1/8 Graisseur		2	
22-17	1427-433-2300-0	PIN, KING B Pivot de roue		2	
22-17 a	1427-433-2301-0	PIN, KING B Pivot de roue		2	
22-18	V201-260-8016-0	BOLT/M8x16 Vis		4	
22-19	V401-160-0080-0	WASHER, SP/M8 Rondelle frein		4	
22-20	1427-433-0140-0	O-RING/S18 Joint torique		2	
22-21	1427-433-0160-0	PACKING, SET PLATE Joint de couvercle		2	
22-22	1427-433-0170-0	PLATE, SEAL SET A Collerette de genoux		2	
22-23	1427-433-0180-0	SEAL/134 Joint de collerette		2	
22-24	1427-433-0190-0	PLATE, SEAL SET B Segments de genoux		4	
22-25	V200-260-6016-0	BOLT/M6x16 Vis		28	
22-26	V401-160-0060-0	WASHER, SP/M6 Rondelle frein		28	
22-27	1427-433-0210-0	ROD, TIE Barre d'accouplement		1	
22-28	1427-433-0220-0	NUT/M12 P=1.5 Ecrout		1	
22-29	1427-433-0230-0	NUT, LH THREAD/M12 P=1.5 Ecrout (pas a gauche)		1	
22-30	1427-433-2400-0	END, TIE ROD LH ASSY Rotule g. complet		1	
22-31	1427-433-2500-0	END, TIE ROD RH ASSY Rotule d. complet		1	
22-32	1404-402-0050-0	•NIPPLE, GREASE/S-1/4 Graisseur		2	
22-33	1427-433-0250-0	•COVER, DUST Capuchon		2	
22-34	V401-160-0100-0	•WASHER, SP/M10 Rondelle frein		2	
22-35	V321-260-0100-0	•NUT, SLOTTED/M10 Ecrout creneaux		2	
22-36	V500-152-5025-0	•PIN, SPLIT/2.5x25 Goupille fendue		2	

Fig. 23 FRONT AXLE SYSTEM (2WD)
Essieu avant

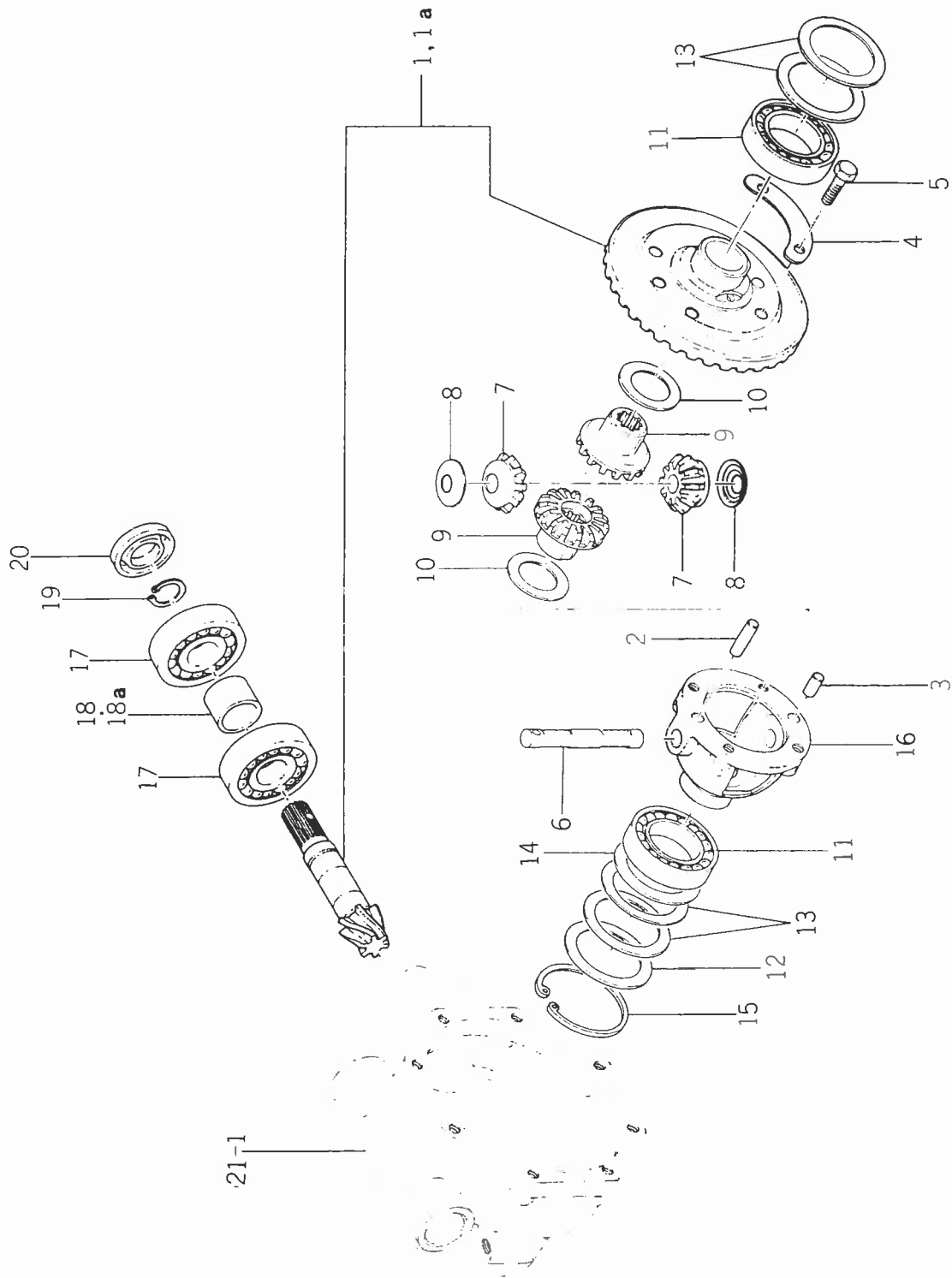


Ref No. Réf No.	Parts No. Pièces No.	Description Désignation	Qty Quant		Remarks Remarques
			T	F	
23- 1	1427-401-2100-0	AXLE, F. SET Axe av	1		
23- 2	1427-401-0010-0	• BUSH/20×40×30 Cousinet	2		
23- 3	1411-401-0010-0	• BUSH/25×29×30 Cousinet	4		
23- 4	1427-431-2000-0	PIVOT, CENTER Pivot d'essieu	1		
23- 5	V411-160-0200-0	WASHER/M20 Rondelle	2		
23- 6	V720-102-4020-0	O-RING/P20 Joint torique	2		
23- 7	1427-431-0030-0	WASHER/13×32×3 Rondelle	1		
23- 8	V321-160-0120-0	NUT, SLOTTED/M12 Ecrrou à creneaux	1		
23- 9	V500-153-0025-0	PIN, SPLIT/3×25 Goupille fendue	1		
23-10	1427-403-2200-0	SPINDLE, KNUCKLE LH Broche	1		
23-11	1326-708-0050-0	KEY, ROTARY TOP SHAFT Clavette	1		
23-12	V744-134-4808-0	SEAL, OIL/TC34488 Bague d'étanchéité	2		
23-13	1419-403-0010-0	COLLAR/25×42×4 Collier	2		
23-14	1414-403-0040-0	BEARING, TB/27TAG801 Roulement	2		
23-15	V720-103-5025-0	O-RING/P25 Joint torique	2		
23-16	1427-403-0031-0	ARM, DRAG Bras d'attelage	1		
23-17	1421-403-0070-0	WASHER, LOCK/M12 Rondelle frein	1		
23-18	1421-403-0080-0	WASHER/13×35×5 Rondelle	1		
23-19	V300-260-0120-0	NUT/M12 Ecrrou	1		
23-20	1427-403-2300-0	SPINDLE, KNUCKLE RH Broche d.	1		
23-21	1414-403-0030-0	COVER, SPINDLE Chapeau	1		
23-22	V300-260-0120-0	NUT/M12 Ecrrou	1		
23-23	V401-260-0120-0	WASHER, SP/M12 Rondelle frein	1		
23-24	1427-433-2500-0	END, TIE ROD RH ASSY Rotule d. ensemble	1		
23-25	1427-433-0250-0	• COVER, DUST Cache	1		
23-26	1404-402-0050-0	• NIPPLE, GREASE/S-1/4 Graisseur	1		
23-27	V321-260-0100-0	• NUT, SLOTTED/M10 Ecrrou à creneaux	1		
23-28	V500-152-5025-0	• PIN, SPLIT/2.5×25 Goupille fendue	1		
23-29	1427-433-2400-0	END, TIE ROD LH ASSY Rotule g. ensemble	1		
23-30	1427-433-0250-0	• COVER, DUST Cache	1		
23-31	1404-402-0050-0	• NIPPLE, GREASE/S-1/4 Graisseur	1		
23-32	V321-260-0100-0	• NUT, SLOTTED/M10 Ecrrou à creneaux	1		
23-33	V500-152-5025-0	• PIN, SPLIT/2.5×25 Goupille fendue	1		
23-34	V413-160-0100-0	WASHER/M10 Rondelle	2		
23-34 a	V401-160-0100-0	WASHER, SP/M10 Rondelle frein	2		
23-35	1427-433-0230-0	NUT, LH THREAD/M12 P=1.5 Ecrrou	1		
23-36	1427-403-0020-0	ROD, TIE Barre d'accouplement	1		
23-37	1427-433-0220-0	NUT/M12 P=1.5 Ecrrou	1		
23-38	V761-400-0000-0	NIPPLE, GREASE/A-PT1/8 Graisseur	3		

Fig. 24

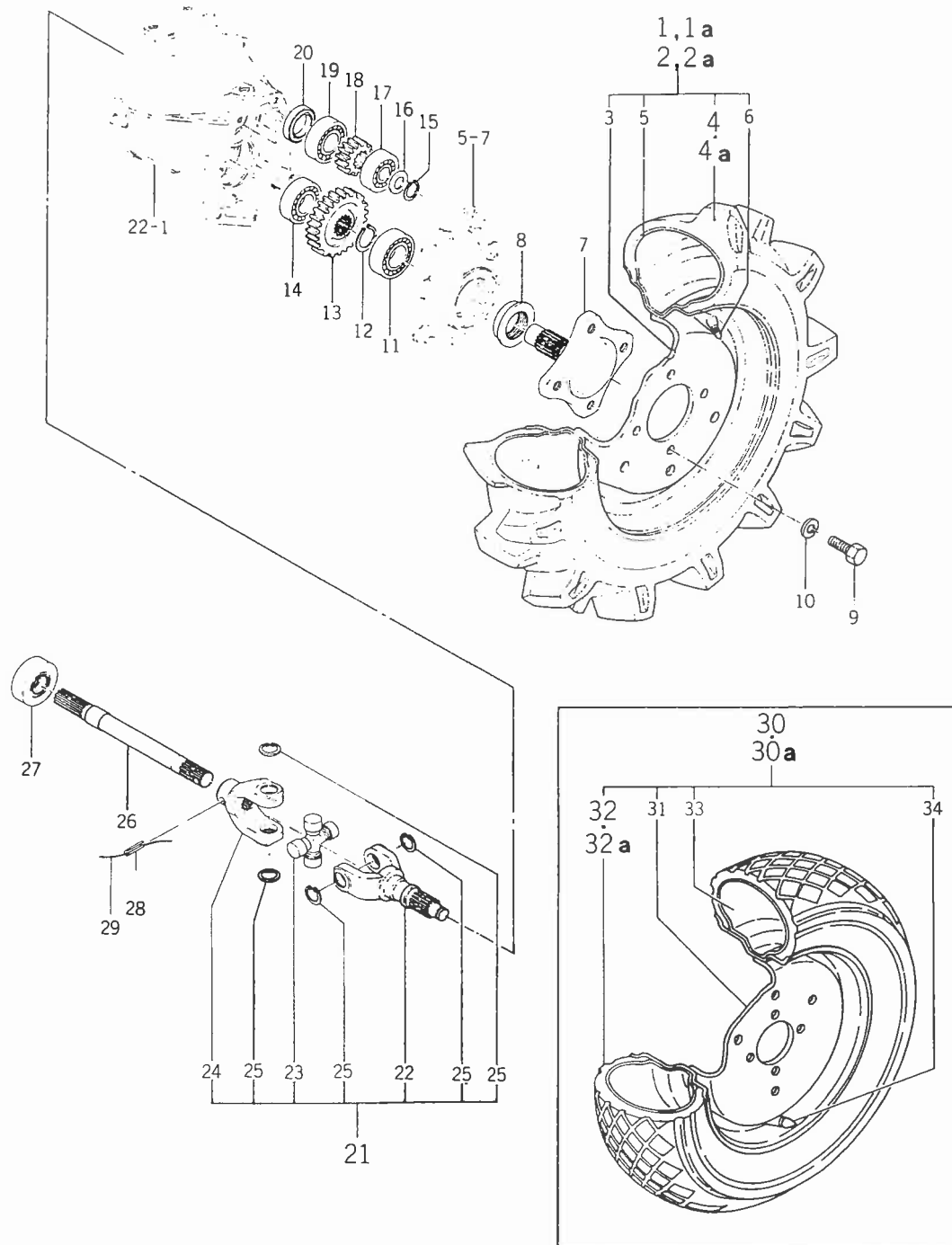
FRONT DIFFERENTIAL SYSTEM (4WD)

Commande du differential avant



Ref No. Réf No.	Parts No. Pièces No.	Description Désignation	Qty Quant		Remarks Remarques
			T	F	
24- 1	1427-043-2000-0	GEAR, DRIVE SET/6T Pignon d'attache		1	© #6503-
24- 1a	1427-431-3000-0	GEAR, BEVEL SET/6 38T Pignon d'attache		1	
24- 2	V521-100-8030-0	PIN, ST B/8×30 Pion de centrage		1	
24- 3	V521-100-8016-0	PIN, ST B/8×16 Pion de centrage		1	
24- 4	1427-301-0080-0	WASHER, LOCK Segment d'arrêt		2	
24- 5	V201-460-8025-0	BOLT/M8×25 9T Vis		4	
24- 6	1427-301-0030-0	SHAFT, DIFF-PINION Axes des satellites		1	
24- 7	1427-432-0030-0	PINION, DIFF/11T Satellites		2	
24- 8	1427-301-0050-0	COLLAR, PINION THRUST Coupelle de jeu		2	
24- 9	1427-432-0040-0	GEAR, DIFF SIDE/15T Planétaire		2	
24-10	1427-432-0050-0	COLLAR, THRUST/30×45×1 Rondelle d'appui		2	
24-11	V600-110-6008-0	BEARING, RB/6008 Roulement		2	
24-12	1427-432-0060-0	SHIM, A/T=0.5 Rondelle d'épaisseur		AR	
24-13	1427-432-0070-0	SHIM, B/T=0.198 Rondelle d'épaisseur		AR	
24-14	1427-432-0170-0	SHIM, C/T=0.1 Rondelle d'épaisseur		AR	
24-15	V705-140-0680-0	RING, SNAP/C 68 Collet d'axe		1	
24-16	1427-432-0020-0	CASE, F. DIFF Boitier de différentiel		1	
24-17	1427-203-0080-0	BEARING, RB/6305-6 Roulement		2	
24-18	1427-431-0050-0	COLLAR/26×32×23 Entretoise		1	© #6503-
24-18a	1427-431-0051-0	COLLAR/25×32×22 Entretoise		1	
24-19	V704-140-0250-0	RING, SNAP/C 25 Collet d'axe		1	
24-20	V744-125-4708-0	SEAL, OIL/TC25478 Joint a levres		1	

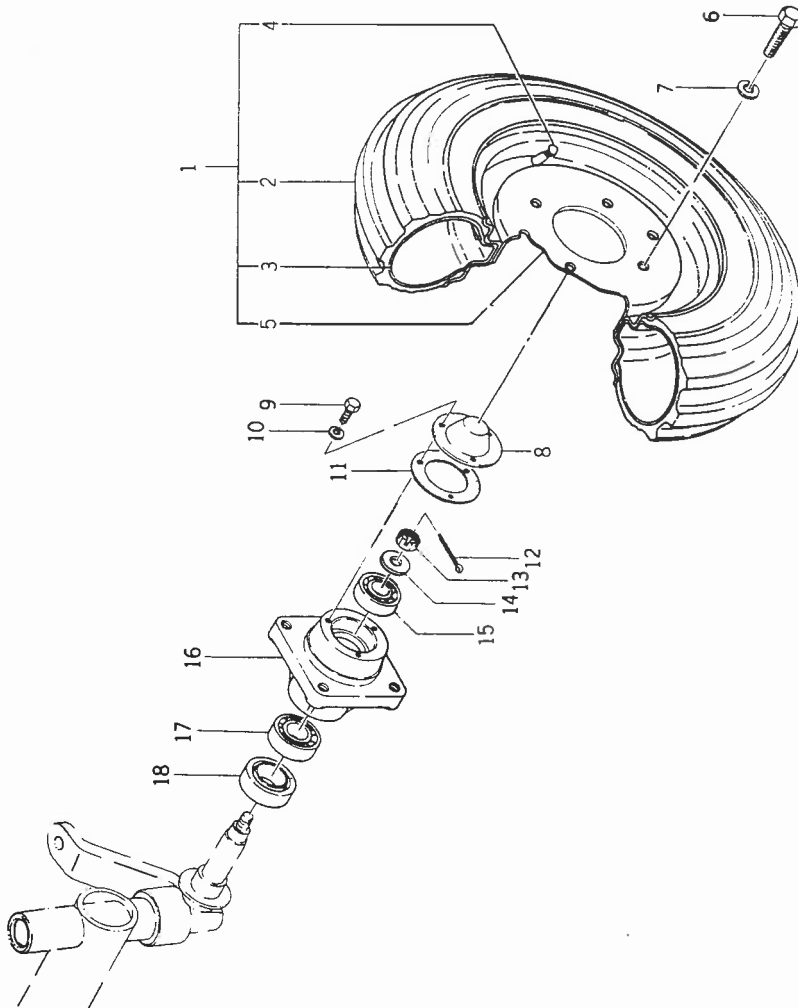
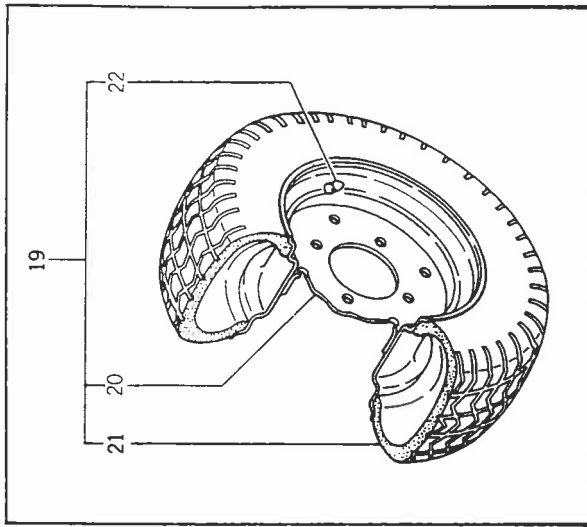
Fig. 25 FRONT WHEEL SYSTEM (4WD)
 Jante avant



Ref No. Réf N°.	Parts No. Pièces N°.	Description Désignation	Qty Quant		Remarks Remarques	
			T	F		
25- 1	1427-441-2001-0	TIRE, F. LH ASSY Roue av g. ensemble		1	Ⓟ #5855-	
25- 1a	1434-441-2000-0	TIRE, F. LH ASSY Roue av g. ensemble		1		
25- 2	1427-441-2201-0	TIRE, F. RH ASSY Roue av d. ensemble		1		Ⓟ #5855-
25- 2a	1434-441-2100-0	TIRE, F. RH ASSY Roue av d. ensemble		1		
25- 3	1427-441-2100-1	•DRUM, WHEEL/300D×12DC Jante		2	} for E20, 21, 40 41, 50, 51, 61	
25- 4	1427-441-2010-0	•TIRE/5.00-12-4PR Pneu		2		Ⓟ #5855
25- 4a	1434-441-2010-0	•TIRE/5.00-12-4PR Pneu		2		
25- 5	V883-005-0012-0	•TUBE/5.00-12 Chambre a air		2		
25- 6	V999-200-0010-0	•CAP, TIRE VALVE Bouchon de valve		2		
25- 7	1427-433-0090-0	SHAFT, F. WHEEL Fusee		2		
25- 8	1427-433-0110-0	SEAL, OIL/35 Joint de fusee		2		
25- 9	V201-461-2020-0	BOLT/M12×20 9T Vis		8		
25-10	V401-160-0120-0	WASHER, SP/M12 Rondelle frein		8		
25-11	V600-110-6205-0	BEARING, RB/6205 Roulement		2		
25-12	V704-140-0300-0	RING, SNAP/C 30 Collet d'axe		2		
25-13	1427-433-0120-0	GEAR, WHEEL/25T Pignon de fusee		2		
25-14	V600-110-6206-0	BEARING, RB/6206 Roulement		2		
25-15	V704-140-0150-0	RING, SNAP/C 15 Collet d'axe		2		
25-16	1427-433-0060-0	COLLAR/15×26×1 Bague de butee		2		
25-17	V600-110-6204-0	BEARING, RB/6204 Roulement		2		
25-18	1427-433-0050-0	PINION, WHEEL/12T Pignon de cardan		2		
25-19	V600-110-6302-0	BEARING, RB/6302 Roulement		2		
25-20	V742-125-4005-0	SEAL, OIL/VC25405 Joint a levres		2		
25-21	1427-433-2000-0	JOINT, C ASSY Cardan		2		
25-22	1427-433-0030-0	•YOKE, SHAFT Fourche exterieure		2		
25-23	1427-431-0090-0	•JOINT, CROSS Croisillon		2		
25-24	1427-433-0040-0	•YOKE, SPLINE C Fourche interieure		2		
25-25	V705-140-0200-0	•RING, SNAP/C 20 Collet d'axe		8		
25-26	1427-432-0150-0	SHAFT, DRIVE B Arbre cannele		2		
25-27	1427-432-0160-0	SEAL, OIL/21 Joint a levres		2		
25-28	V580-140-6032-0	PIN, SPRING/W 6×32 Goupille elastique		2		
25-29		WIRE/0.9×120 Fil		2		
25-30	1427-337-2100-0	TIRE, TURF F. ASSY Roue av g. ensemble		2	Ⓟ #5941-	
25-30a	1427-337-2101-0	TIRE, TURF F. ASSY Roue av g. ensemble		2		
25-31	1427-337-2200-1	•DRUM, WHEEL/5JA-12 Tambour de roue		2		
25-32	1427-337-2110-0	•TIRE, TURF/AGS6-12FD Pneu gazon		2	Ⓟ	
25-32a	1427-337-2111-0	•TIRE, TURF/AGS6-12FD 4PR Pneu gazon		2		
25-33	1427-337-2120-0	•TUBE/6-12 Chambre		2	#5941-	
25-34	V999-300-0010-0	•CAP, TIRE VALVE Bouchon de valve		2		

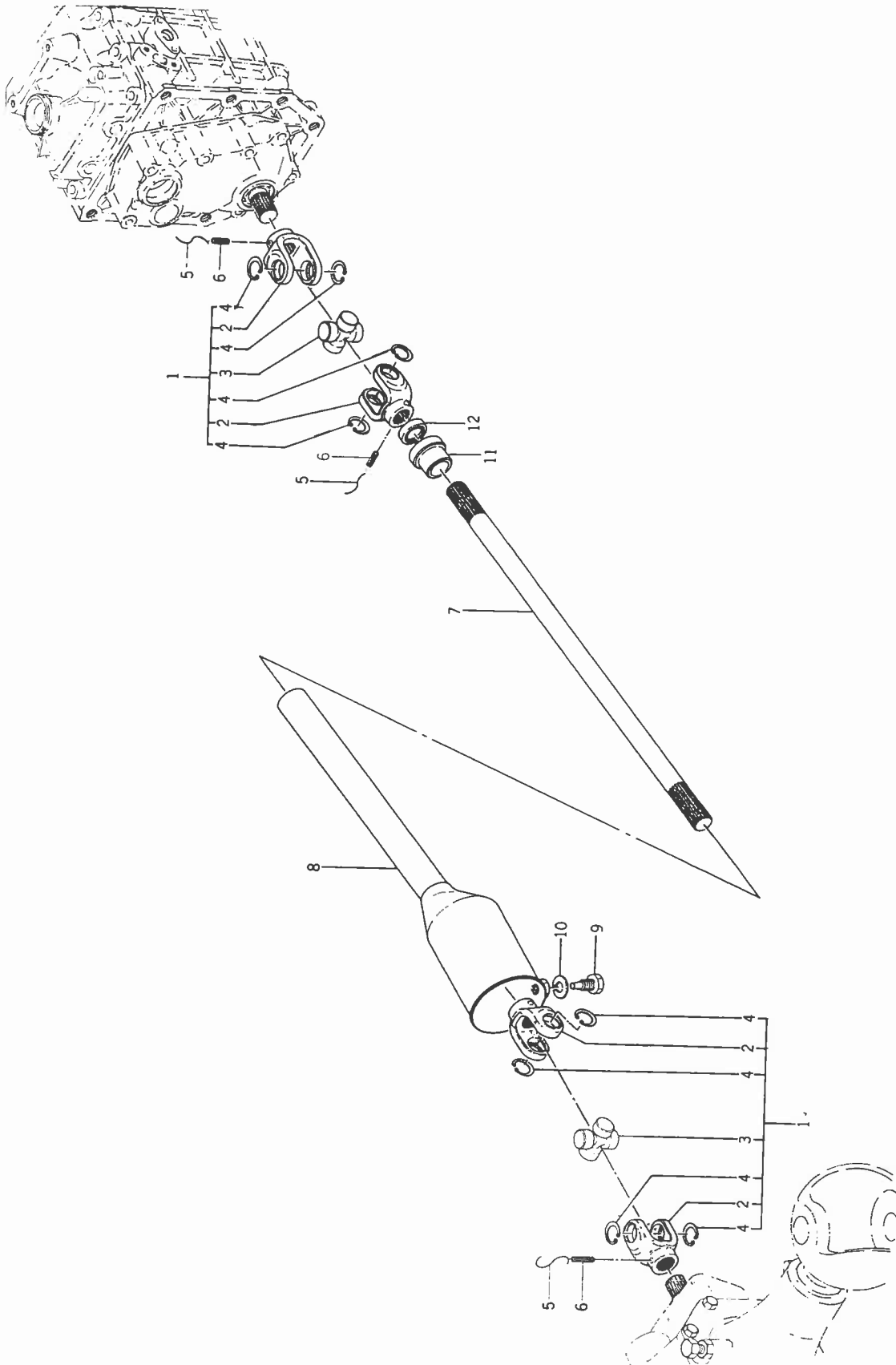
Fig. 26 FRONT WHEEL SYSTEM (2WD)

Jante avant



Ref No. Réf N°	Parts No. Pièces N°	Description Désignation	Qty Quant		Remarks Remarques
			T	F	
26- 1	1427-411-2000-0	TIRE, F. ASSY Pneu av ensemble	2		} for E20, 21, 40, 41, 50, 51
26- 2	V888-124-5010-0	• TIRE/4.50-10-2PR	2		
26- 3	V889-004-5010-0	Pneu • TUBE/4.50-10	2		
26- 4	V999-300-0010-0	Chambre • CAP, TIRE VALVE	2		
26- 5	1427-411-2100-1	Bouchon de valve • DRUM, WHEEL/DC300D×10 Tambour de foue	2		
26- 6	V201-261-2025-0	BOLT/M12×25 Vis	8		
26- 7	V401-160-0120-0	WASHER, SP/M12 Rondelle frein	8		
26- 8	1411-411-0020-0	CAP, WHEEL Chapeau	2		
26- 9	V200-260-6012-0	BOLT/M6×12 Vis	6		
26-10	V401-160-0060-0	WASHER, SP/M6 Rondelle frein	6		
26-11	1411-411-0030-0	PACKING Joint	2		
26-12	V500-153-0025-0	PIN, SPLIT/3×25 Goupille fendue	2		
26-13	V321-160-0120-0	NUT, SLOTTED/M12 P=1.25 Ecrou a creneaux	2		
26-14	1325-930-1050-0	COLLAR Collier	2		
26-15	V600-110-6204-0	BEARING, RB/6204 Roulement	2		
26-16	1412-411-0010-0	BOSS, F. WHEEL Moyeu av	2		
26-17	V600-110-6205-0	BEARING, RB/6205 Roulement	2		
26-18	1407-403-0020-0	SEAL Joint	2		
26-19	1427-332-2100-0	TIRE, TURF F. ASSY Pneu av ensemble	2		} for E22, 42, 52
26-20	1427-332-2200-1	• DRUM, WHEEL Tambour gazon de roue	2		
26-21	1427-332-2110-0	• TIRE, TURF/20×800-10 Pneu gazon	2		
26-22	V999-300-0010-0	• CAP, TIRE VALVE Bouchon de valve	2		

Fig. 27 DRIVE SHAFT SYSTEM (4WD)
Demi arbre avant



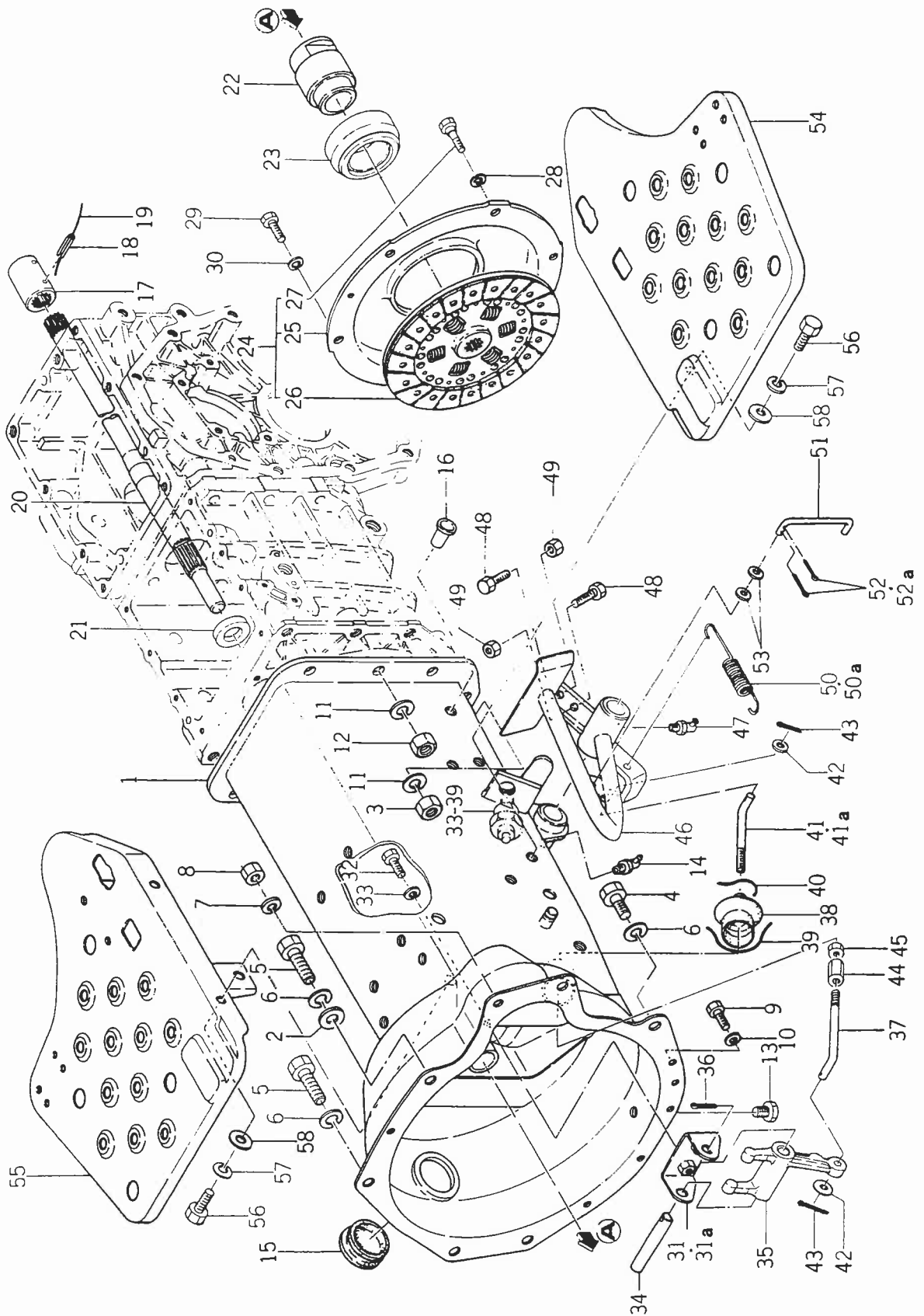
Ref No. Réf N°.	Parts No. Pièces N°.	Description Désignation	Qty Quant		Remarks Remarques
			T	F	
27- 1	1427-431-2200-0	JOINT, B ASSY Cardan		2	
27- 2	1427-431-0110-0	• YOKE, SPLINE B Fourche intérieure		4	
27- 3	1427-431-0090-0	• JOINT, CROSS Croisillon		2	
27- 4	V705-140-0200-0	• RING, SNAP/C 20 Collet d'axe		8	
27- 5		WIRE/1.0×120 Fil		3	
27- 6	V580-140-6032-0	PIN, SPRING/W 6×32 Goupille élastique		3	
27- 7	1429-431-0010-0	SHAFT, DRIVE Arbre de transmission		1	
27- 8	1427-431-2300-0	CASE, JOINT Tube de poussee		1	
27- 9	1427-431-0130-0	BOLT, SET/M12×25 Vis de position		1	
27-10	V401-160-0120-0	WASHER, SP/M12 Rondelle frein		1	
27-11	1427-431-0140-0	BUSH/21 Coussinet		1	
27-12	V742-120-3205-0	SEAL, OIL/VC20325 Joint a levres		1	

Ref No. Réf N°	Parts No. Pièces N°	Description Désignation	Qty		Remarks Remarques
			T	F	
28- 1	1427-406-2000-0	STEERING ASSY Boitier de direction	1	1	
28- 2	1427-406-0150-0	• ARM, PITMAN Bras pitman	1	1	
28- 3	V401-160-0200-0	• WASHER, SP/M20 Rondelle frein	1	1	
28- 4	1427-406-0160-0	• NUT/M20 P=1.25 6T Ecrou	1	1	
28- 5	1427-406-0170-0	• PLUG, OIL/PT1/4 Bouchon	1	1	
28- 6	V321-260-0100-0	• NUT, SLOTTED/M10 Ecrou	1	1	
28- 7	V500-152-0025-0	• PIN, SPLIT/2x25 Goupille fendue	1	1	
28- 8	1427-406-2201-0	• COVER, TOP Colonne de direction	1	1	
28- 9	1427-406-0010-0	• PACKING, TOP COVER Joint	1	1	
28-10	1427-406-0020-0	• SHIM, TOP COVER Joint	1	1	
28-11	1427-406-0031-0	• BOLT/M10x25 8T Vis	7	7	
28-12	1427-406-0040-0	• COVER, SIDE Couvercle du boitier de direction	1	1	
28-13	1427-406-0050-0	• PACKING, SIDE COVER Joint	1	1	
28-14	V401-160-0100-0	• WASHER, SP/M10 Rondelle frein	8	8	
28-15	1427-406-0060-0	• SHAFT, CROSS Axe de bielle pendante	1	1	
28-16	1427-406-2300-0	• BALL, SCREW UNIT Ecrou du boitier de direction	1	1	
28-17	1427-406-0070-0	• BEARING, BALL Roulement	1	1	
28-18	1427-406-0080-0	• BEARING, BALL Roulement	1	1	
28-19	1427-406-0090-0	• BUSH, HANDLE Bague elastique de colonne	1	1	
28-20	1427-406-0110-0	• SEAL, OIL/MHSA19368 Joint levres	1	1	
28-21	V411-160-0100-0	• WASHER/M10 Rondelle	1	1	
28-22	V331-260-0100-0	• NUT/M10 Ecrou	1	1	
28-23	1427-406-0120-0	• BOLT, ADJ Vis de réglage	1	1	
28-24	1427-406-0130-0	• PLUTE, ADJ Plaque réglage	1	1	
28-25	1427-406-0140-0	• SEAL, OIL/MHSA26388 Joint a levres	1	1	
28-26	V201-461-0030-0	BOLT/M10x30 9T Vis	4	4	
28-27	V401-160-0100-0	WASHER, SP/M10 Rondelle	4	4	
28-28	1421-400-0520-0	WHEEL, STEERING ASSY Volant	1	1	
28-29	1407-406-0020-0	• CAP, STEERING Calotte	1	1	
28-30	1407-406-0040-0	• PACKING, CAP Anneau	1	1	
28-31	1429-406-2100-0	ROD, DRAG ASSY Tige de direction	1	1	
28-32	1427-406-0180-0	• COVER, DUST Cache	2	2	
28-33	V321-260-0100-0	• NUT, SLOTTED/M10 Ecrou a creneaux	2	2	
28-34	V500-152-5025-0	• PIN, SPLIT/2.5x25 Goupille fendue	2	2	
28-35	V401-160-0100-0	• WASHER, SP/M10 Rondelle frein	2	2	
28-36	1404-402-0050-0	• NIPPLE, GREASE/S-1/4 Graisseur	2	2	

Fig. 29

CLUTCH HOUSING AND CLUTCH PEDAL SYSTEM

Embrayage



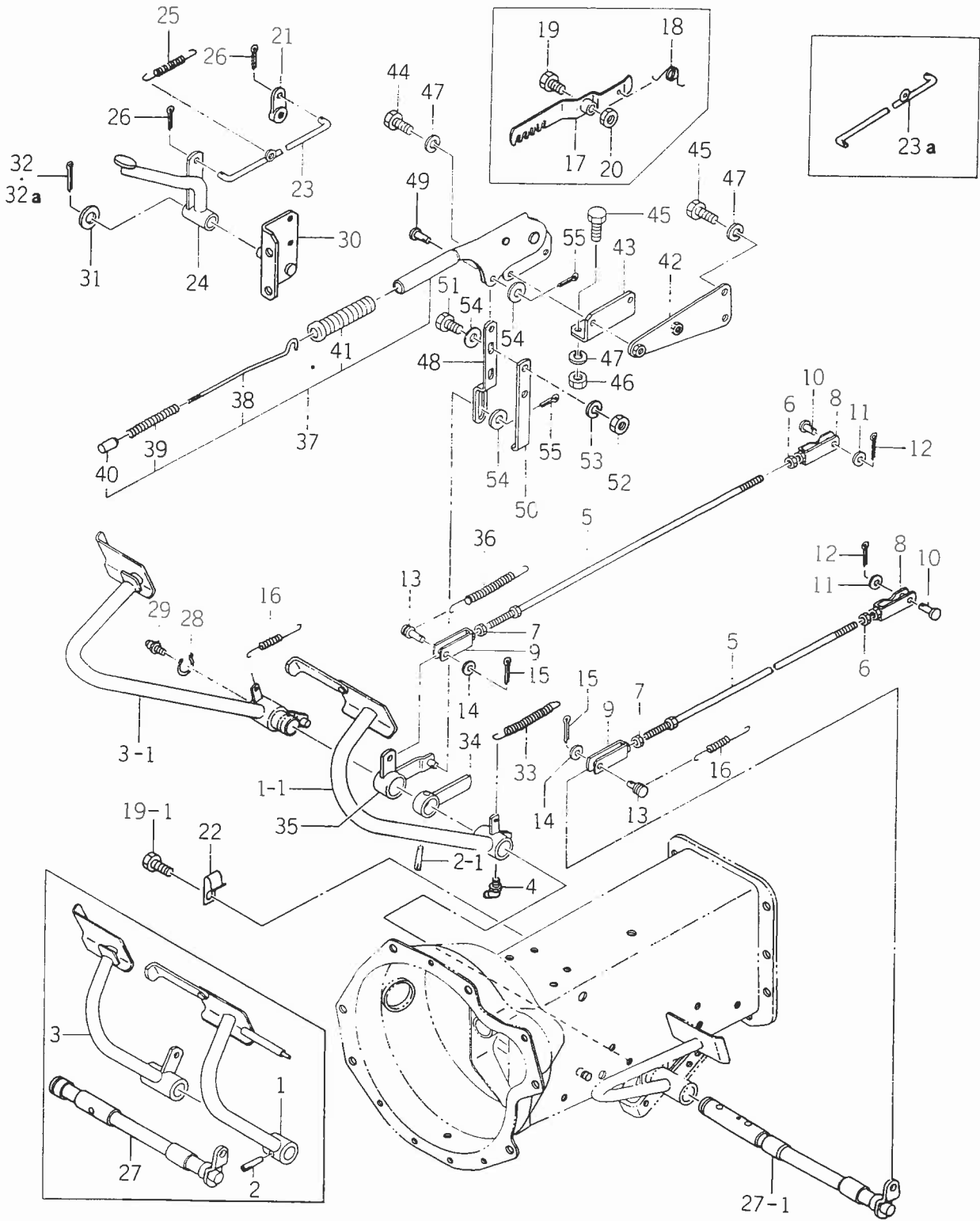
Ref No. Réf N°	Parts No. Pièces N°	Description Désignation	Qty Quant		Remarks Remarques
			T	F	
29- 1	1434-120-2000-0	HOUSING, CLUTCH Carter d'embrayage	1	1	
29- 2	V413-160-0120-0	WASHER/M12 Rondelle	1	1	
29- 3	V303-460-0120-0	NUT/M12 7T Erou	2	2	
29- 4	V203-261-2020-0	BOLT/M12x20 Vis	4	4	
29- 5	V203-261-2035-0	BOLT/M12x35 Vis	2	2	
29- 6	V401-160-0120-0	WASHER, SP/M12 Rondelle frein	6	6	
29- 7	V401-160-0100-0	WASHER, SP/M10 Rondelle frein	1	1	
29- 8	V330-260-0100-0	NUT/M10 Erou	1	1	
29- 9	V201-260-8015-0	BOLT/M8x15 Vis	4	4	
29-10	V401-160-0080-0	WASHER, SP/M8 Rondelle frein	4	4	
29-11	V401-160-0120-0	WASHER, SP/M12 Rondelle frein	8	8	
29-12	V300-460-0120-0	NUT/M12 7T Erou	6	6	
29-13	1326-706-0020-0	PLUG, DRAIN Bouchon de vidange	1	1	
29-14	V763-400-0000-0	NIPPLE, GREASE/B-PT1/8 Graisseur	1	1	
29-15	1427-120-0010-0	CAP/42 Opercule	1	1	
29-16	1427-120-0020-0	CAP, BLANK/M10 Fausset	6	6	
29-17	1434-120-0030-0	BOSS, SPLINE Douille	1	1	
29-18	V580-140-5032-0	PIN, SPRING/W 5x32 Goupille elastique	2	2	
29-19		WIRE/1.0x100 Fil	2	2	
29-20	1434-120-0020-0	SHAFT, INPUT Arbre	1	1	
29-21	V740-120-3508-0	SEAL, OIL/SC20358 Joint a levres	1	1	
29-22	1434-120-0010-0	SLEEVE Manchon	1	1	
29-23	1416-120-0040-0	BEARING, RELEASE Butee d'embrayage	1	1	
29-24	1427-120-2300-0	CLUTCH ASSY Embrayage ensemble	1	1	
29-25	1427-120-2400-0	•COVER, CLUTCH ASSY Capot d'embrayage	1	1	
29-26	1427-120-2500-0	•DISK, CLUTCH/184 Disk d'embrayage	1	1	
29-27	1427-120-0160-0	•BOLT, REAMER/M8 Vis	2	2	
29-28	V401-160-0100-0	WASHER, SP/M10 Rondelle frein	2	2	
29-29	V201-260-8020-0	BOLT/M8x20 Vis	4	4	
29-30	V401-160-0080-0	WASHER, SP/M8 Rondelle frein	4	4	
29-31	1434-122-2200-0	BRACKET, YOKE Support	1	1	
29-31 a	1436-122-2200-0	BRACKET, YOKE Support	1	1	
29-32	V201-260-8016-0	BOLT/M8x16 Vis	2	2	
29-33	V401-160-0080-0	WASHER, SP/M8 Rondelle frein	2	2	
29-34	1434-122-0020-0	PIN, YOKE Axe de chape	1	1	
29-35	1436-122-0010-0	YOKE Chape de debrayage	1	1	
29-36	V500-153-0018-0	PIN, SPLIT/3x18 Goupille fendue	1	1	
29-37	1434-122-0070-0	ROD, CLUTCH A Tige de debrayage	1	1	
29-38	1434-122-0050-0	BOOTS Soufflet	1	1	
29-39		WIRE/1.0x250 Fil	1	1	
29-40		WIRE/1.0x70 Fil	1	1	
29-41	1434-122-0031-0	ROD, CLUTCH B Tige de debrayage	1	1	
29-41 a	1434-122-0032-0	ROD, CLUTCH B Tige de debrayage	1	1	ⓑ T#2048- F#6503-
29-42	V413-160-0080-0	WASHER/M8 Rondelle	2	2	
29-43	V500-153-0018-0	PIN, SPLIT/3x18 Goupille fendue	2	2	

Ref No. Réf N°.	Parts No. Pièces N°.	Description Désignation	Qty Quant		Remarks Remarques
			T	F	
29-44	1421-122-0030-0	TURNBUCKLE Tendeur	1	1	
29-45	V300-260-0080-0	NUT/M8 Erou	1	1	
29-46	1434-122-2000-0	PEDAL, CLUTCH Pedale d'embrayage	1	1	
29-47	V763-400-0000-0	NIPPLE, GREASE/B-PT1/8 Graisseur	1	1	
29-48	V201-260-8020-0	BOLT/M8x20 Vis	2	2	
29-49	V302-260-0080-0	NUT/M8 Erou	2	2	
29-50	1434-122-0040-0	SPRING, TENSION Ressort	1	1	ⓑ T#2048
29-50 a	1434-122-0041-0	SPRING, TENSION Ressort	1	1	F#6503-
29-51	1434-122-0060-0	ROD, CUT-OFF Crochet	1	1	
29-52	V500-152-0018-0	PIN, SPLIT/2x18 Goupille fendue	2	2	Ⓐ
29-52 a	V500-152-0020-0	PIN, SPLIT/2x20 Goupille fevolue	2	2	Ⓐ
29-53	V413-160-0060-0	WASHER/M6 Rondelle	2	2	
29-54	1434-416-2000-0	STEP, LH Marche pied	1	1	
29-55	1434-616-2200-0	STEP, RH Marche pied	1	1	
29-56	V201-261-0020-0	BOLT/M10x20 Vis	6	6	
29-57	V401-160-0100-0	WASHER, SP/M10 Rondelle frein	6	6	
29-58	V413-160-0100-0	WASHER/M10 Rondelle	6	6	

SERVICE MEMO

A series of horizontal dotted lines for writing.

Fig. 30 BRAKE ROD SYSTEM
Tringle et pedales



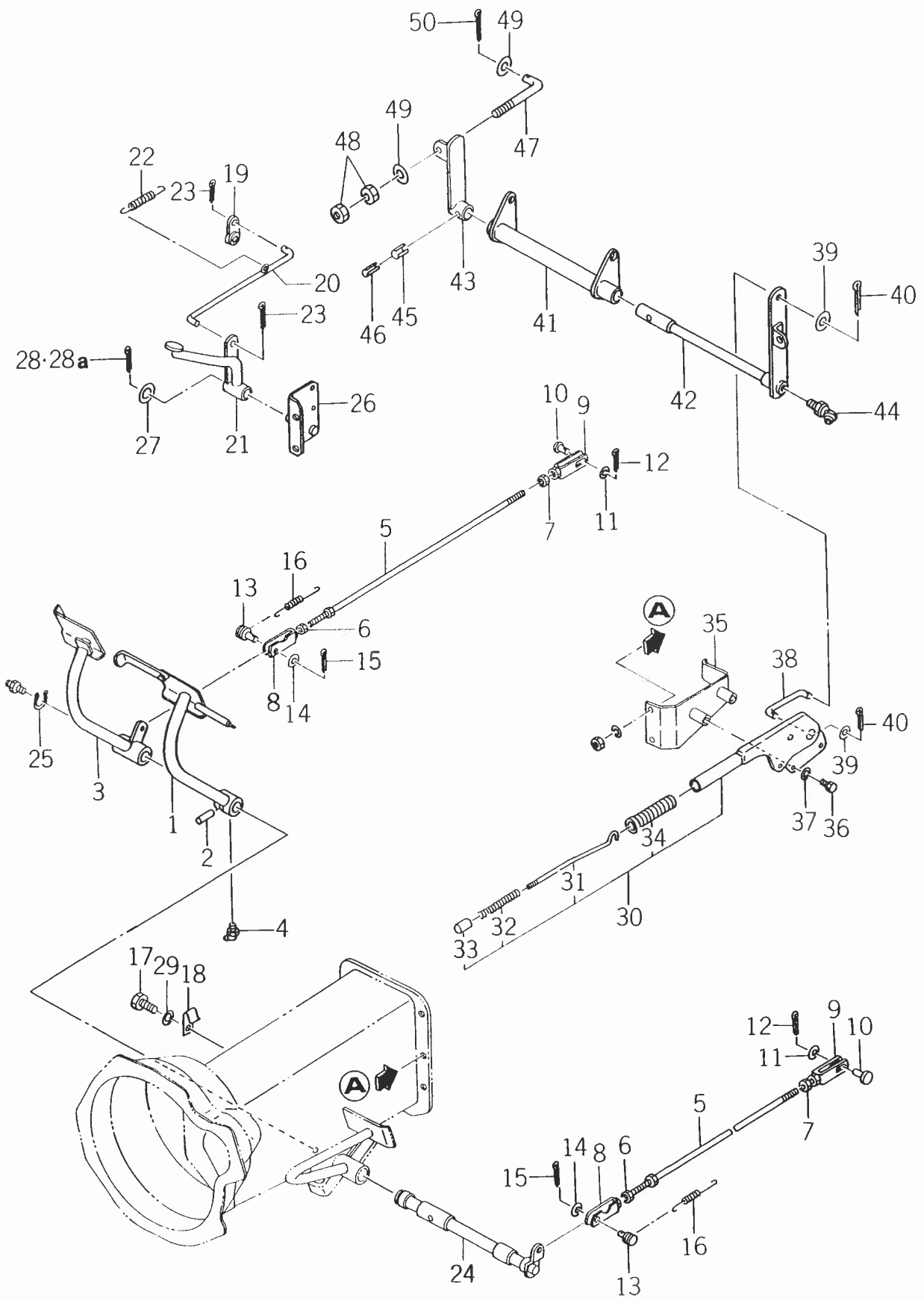
Ref No. Réf N°.	Parts No. Pièces N°.	Description Désignation	Qty Quant		Remarks Remarques
			T	F	
30- 1	1434-312-2100-0	PEDAL, BRAKE LH Pedale g.	1	1	for E40,41,42,43, E50,51,52,61
30- 1-1	1434-312-2600-0	PEDAL, BRAKE LH Pedale g.	1	1	for E20,21,22
30- 2	1427-312-0010-0	PIN, GROOVED/8×35 Goupille	1	1	for E40,41,42,43, E50,51,52,61
30- 2-1	1434-312-0030-0	PIN, GROOVED/8×40 Goupille	1	1	for E20,21,22 ~AT8012400
30- 3	1434-312-2200-0	PEDAL, BRAKE RH Pedale d.	1	1	for E40,41,42,43, E50,51,52,61
30- 3-1	1434-312-2900-0	PEDAL, BRAKE RH Pedale d.	1	1	for E20,21,22
30- 4	V763-400-0000-0	NIPPLE, GREASE/B-PT1/8 Graisneur	2	2	
30- 5	1434-312-2300-0	ROD, BRAKE Biellette	2	2	
30- 6	1401-122-0050-0	NUT, LH THREAD/M8 Ecrou (pas a gauche)	2	2	
30- 7	V302-260-0080-0	NUT/M8 Ecrou	2	2	
30- 8	1415-312-5000-0	YOKE, LH Chape g.	2	2	
30- 9	1415-312-6000-0	YOKE, RH Chape d.	2	2	for E20,21,22
30-10	1404-312-0060-0	PIN, YOKE A Axe de chape	2	2	
30-11	V413-160-0080-0	WASHER/M8 Rondelle	2	2	
30-12	V500-152-0018-0	PIN, SPLIT/2×18 Goupille fendue	2	2	
30-13	1404-312-0050-0	PIN, YOKE B Axe de chape	2	2	
30-14	V413-160-0080-0	WASHER/M8 Rondelle	2	2	
30-15	V500-152-0018-0	PIN, SPLIT/2×18 Goupille fendue	2	2	
30-16	1403-312-0030-0	SPRING, PARKING BRAKE Ressort	2	2	
30-17	1434-312-2400-0	STOPPER, PARKING Crochet de parcage	1	1	
30-18	1427-312-0020-0	SPRING, TORQUE/20 Ressort de torsion	1	1	for E40,41,42,43, E50,51,52,61,6
30-19	V201-261-0035-0	BOLT/M10×35 Vis	1	1	
30-19-1	V201-261-0016-0	BOLT/M10×16 Vis	1	1	for E20,21,22
30-20	V300-260-0100-0	NUT/M10 Ecrou	1	1	for E40,41,42,43, E50,51,52,61,6
30-21	1427-301-0190-0	ARM, DIFF-LOCK Lever blocage	1	1	
30-22	1434-312-0010-0	CLAMP, HARNESS Attache faisceau	1	1	
30-23	1434-301-2100-0	ROD, PULL Tige de différentiel	1	1	
30-23a	1434-301-2101-0	ROD, PULL Tige de différentiel	1	1	
30-24	1434-301-2000-0	PEDAL, DIFF-LOCK Commande de différentiel	1	1	
30-25	1427-301-0210-0	SPRING, TENSION/121 Ressort	1	1	
30-26	V500-152-5018-0	PIN, SPLIT/2.5×18 Goupille fendue	2	2	
30-27	1434-312-2000-0	SHAFT, BRAKE Arbre	1	1	for E40,21,42,43, E50,51,52,61,6
30-27-1	1434-312-2500-0	SHAFT, BRAKE Arbre	1	1	for E20,21,22 ~AT8012400
30-28	V704-140-0220-0	RING, SNAP/C 22 Collet d'axe	1	1	
30-29	V760-400-0000-0	NIPPLE, GREASE Graisneur	1	1	
30-30	1434-301-2200-0	PLATE, PEDAL SET Support	1	1	
30-31	V413-160-0160-0	WASHER/M16 Rondelle	1	1	
30-32	V500-154-0025-0	PIN, SPLIT/4×25 Goupille fendue	1	1	
30-32a	V500-154-0030-0	PIN, SPLIT/4×30 Goupille fendue	1	1	
30-33	1434-312-0020-0	SPRING/120 Ressort	1	1	for E20,21,22
30-34	1434-312-2700-0	BOSS, ARM A Bossage	1	1	
30-35	1434-312-2800-0	BOSS, ARM B Bossage	1	1	
30-36	1434-312-0040-0	SPRING/140 Ressort	1	1	for E20,21,22
30-37	1434-312-3000-0	LEVER, PARKING ASSY Verrou de parcage	1	1	
30-38	1427-313-2040-0	• ROD Tringle	1	1	

Ref No. Réf N°.	Parts No. Pièces N°.	Description Désignation	Qty Quant		Remarks Remarques
			T	F	
30-39	1427-313-2050-0	• SPRING Ressort	1	1	for E20,21,22
30-40	1427-313-2060-0	• BUTTON Bouton	1	1	
30-41	1427-313-2090-0	• GRIP Poignée	1	1	
30-42	1434-312-3100-0	PLATE, SET Plaque	1	1	
30-43	1434-312-0050-0	HOLDER, LEVER Support de levier	1	1	
30-44	V201-260-8022-0	BOLT/M8×22 Vis	2	2	
30-45	V201-260-8016-0	BOLT/M8×16 Vis	4	4	
30-46	V300-260-0080-0	NUT/M8 Ecrou	2	2	
30-47	V401-160-0080-0	WASHER, SP/M8 Rondelle frein	6	6	
30-48	1434-312-3200-0	ARM, PARKING Bras	1	1	
30-49	3768-155-0100-0	PIN Goupille	1	1	
30-50	1434-312-0060-0	PLATE, HOOK Plaque	1	1	
30-51	V201-260-8020-0	BOLT/M8×20 Vis	2	2	
30-52	V300-260-0080-0	NUT/M8 Ecrou	2	2	
30-53	V401-160-0080-0	WASHER, SP/M8 Rondelle frein	2	2	
30-54	V413-160-0080-0	WASHER/M8 Rondelle	4	4	
30-55	V500-153-0018-0	PIN, SPLIT/3×18 Goupille fendue	2	2	

SERVICE MEMO

A series of horizontal dotted lines for writing, spanning the width of the page.

Fig. 31* BRAKE ROD SYSTEM (FOR E20,21,22 AT8012400~)
 Tringle et pedales



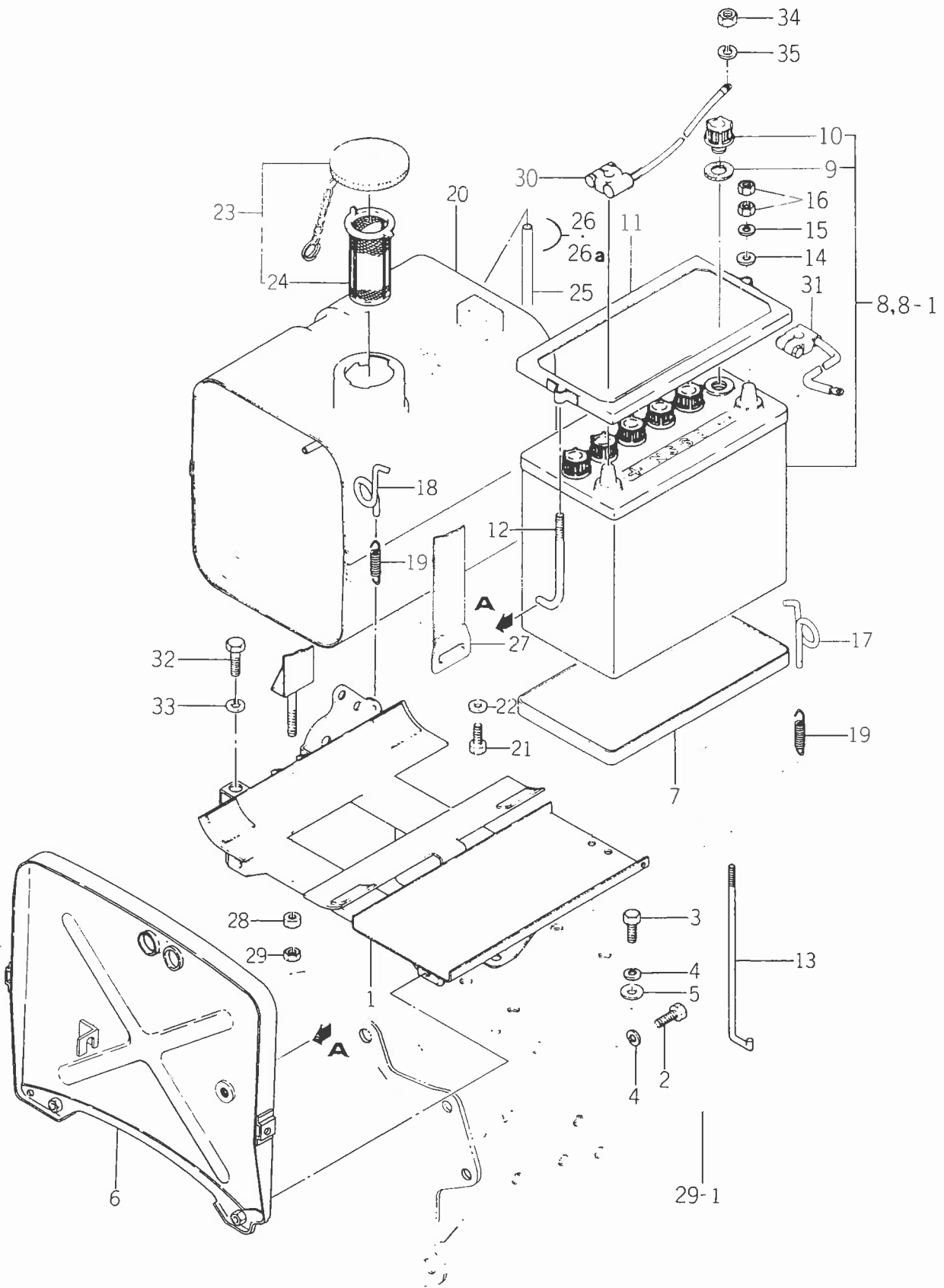
Ref No. Réf N°.	Parts No. Pièces N°.	Description Désignation	Qty Quant		Remarks Remarques
			T	F	
31- 1	1431-312-2100-0	PEDAL, BRAKE LH Pedale z	1	1	
31- 2	1427-312-0010-0	PIN, GROOVED/8x35 Goupille fendue	1	1	
31- 3	1434-312-2200-0	PEDAL, BRAKE RH Pedale d	1	1	
31- 4	V763-400-0000-0	NIPPLE, GREASE/B-PT1/8 Graisseur	2	2	
31- 5	1434-312-2300-0	ROD, BRAKE Frein	2	2	
31- 6	1401-122-0050-0	NUT, LH THREAD/M8 Ecrou (pas a gauche)	2	2	
31- 7	V302-260-0080-0	NUT/M8 Erou	2	2	
31- 8	1415-312-5000-0	YOKE, LH Chape g	2	2	
31- 9	1434-312-3300-0	YOKE, RH Chape d	2	2	
31-10	1404-312-0060-0	PIN, YOKE A Axe de chape	2	2	
31-11	V413-160-0080-0	WASHER/M8 Rondelle	2	2	
31-12	V500-152-0018-0	PIN, SPLIT/2x18 Goupille fendue	2	2	
31-13	1404-312-0050-0	PIN, YOKE B Axe de chape	2	2	
31-14	V413-160-0080-0	WASHER/M8 Rondelle	2	2	
31-15	V500-152-0018-0	PIN, SPLIT/2x18 Goupille fendue	2	2	
31-16	1403-312-0030-0	SPRING, PARKING BRAKE Ressort	2	2	
31-17	V201-261-0016-0	BOLT/M10x16 Vis	1	1	
31-18	1434-312-0010-0	CLAMP, HARNESS Attache faisceau	1	1	
31-19	1427-301-0190-0	ARM, DIFF-LOCK Lever blocage	1	1	
31-20	1434-301-2101-0	ROD, PULL Tige de differential	1	1	
31-21	1434-301-2000-0	PEDAL, DIFF-LOCK Commande de differential	1	1	
31-22	1427-301-0210-0	SPRING, TENSION/121 Ressort	1	1	
31-23	V500-152-5018-0	PIN, SPLIT/25x18 Goupille fendue	2	2	
31-24	1434-312-2000-0	SHAFT, BRAKE Arbre	1	1	
31-25	V704-140-0220-0	RING, SNAP/C 22 Collet d'axe	1	1	
31-26	1434-301-2200-0	PLATE, PEDAL SET Support	1	1	
31-27	V413-160-0160-0	WASHER/M16 Rondelle	1	1	
31-28	V500-154-0025-0	PIN, SPLIT/4x25 Goupille fendue	1	1	
31-28a	V500-154-0030-0	PIN, SPLIT/4x30 Goupille fendue	1	1	
31-29	V401-160-0100-0	WASHER, SP/M10 Rondelle	1	1	
31-30	1427-313-2000-0	LEVER, PARKING Verrou de parage	1	1	
31-31	1427-313-2040-0	• ROD Tringle	1	1	
31-32	1427-313-2050-0	• SPRING Ressort	1	1	
31-33	1427-313-2060-0	• BUTTON Boutton	1	1	
31-34	1427-313-2090-0	• GRIP Poignee	1	1	
31-35	1427-313-2200-0	HOLDER, LEVER Support de levier	1	1	
31-36	V201-260-8016-0	BOLT/M8x16 Vis	2	2	
31-37	V401-160-0080-0	WASHER, SP/M8 Rondelle	2	2	
31-38	1434-312-0070-0	ROD, PARKING Tringle parage	1	1	
31-39	V413-160-0080-0	WASHER/M8 Rondelle	2	2	
31-40	V500-153-0018-0	PIN, SPLIT/3x18 Goupille fendue	2	2	
31-41	1434-312-3400-0	HOLDER, SHAFT Arbre	1	1	
31-42	1434-312-3500-0	SHAFT, PARKING Arbre parage	1	1	
31-43	1434-312-3600-0	ARM, PARKING Bras parage	1	1	
31-44	1434-312-0090-0	NIPPLE, GREASE/8-M6F P=0.75 Graisseur	1	1	

Ref No. Réf N°.	Parts No. Pièces N°.	Description Désignation	Qty Quant		Remarks Remarques
			T	F	
31-45	V580-140-8028-0	PIN, SPRING/W 8x28 Ressort	1	1	
31-46	V580-140-5028-0	PIN, SPRING/W 5x28 Ressort	1	1	
31-47	1434-312-0080-0	ROD, ADJUST Tringle	2	2	
31-48	V302-260-0080-0	NUT/M8 Ecrou	4	4	
31-49	V413-160-0080-0	WASHER/M8 Rondelle	4	4	
31-50	V500-153-0018-0	PIN, SPLIT/3x18 Goopille fendue	2	2	

SERVICE MEMO

A series of horizontal dotted lines for writing.

Fig. 32 FUEL TANK, BATTERY AND THROTTLE LEVER SYSTEM
 Reservoir et batterie

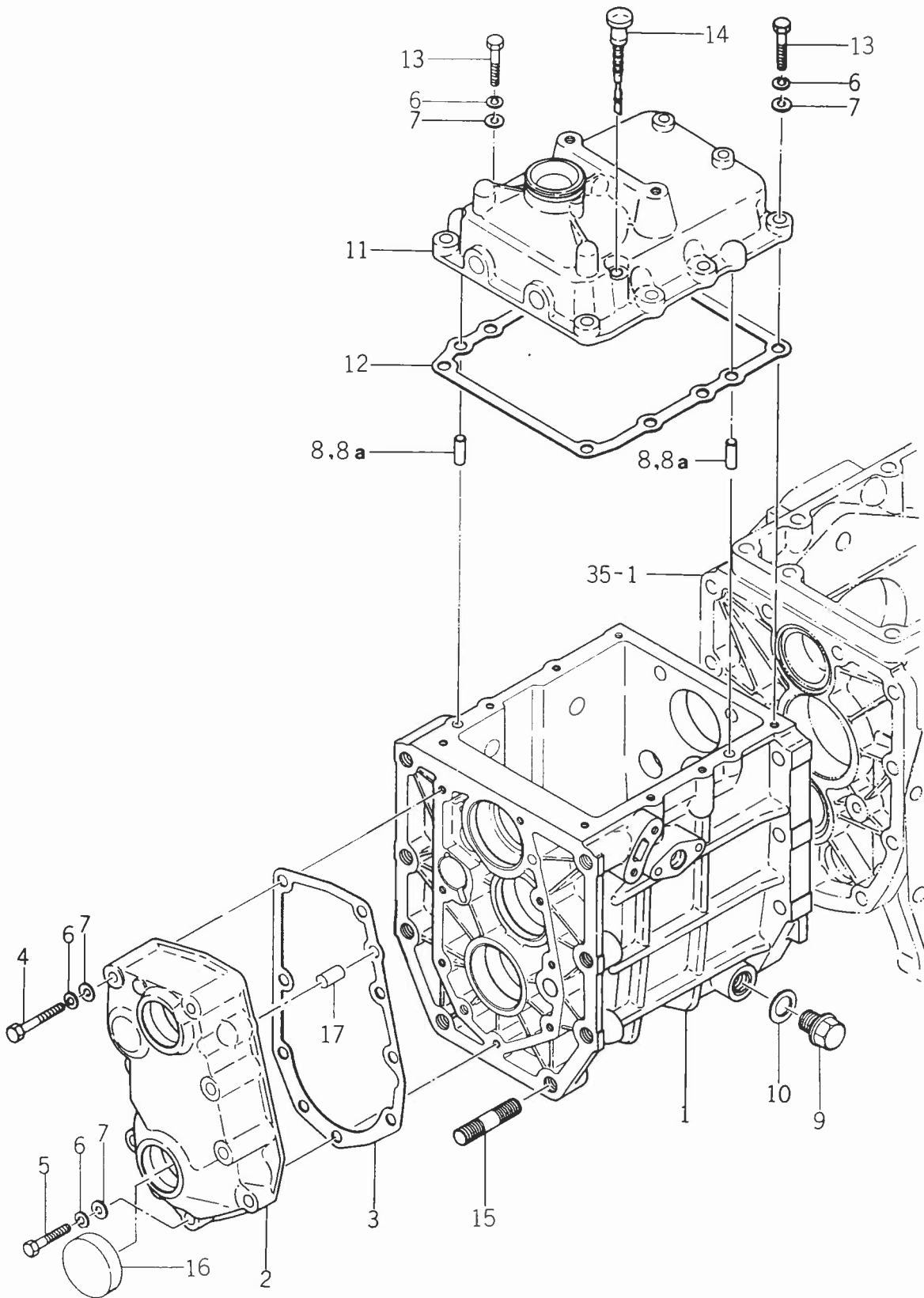


Ref No. Réf No.	Parts No. Pièces No.	Description Désignation	Qty Quant		Remarks Remarques
			T	F	
32- 1	1434-111-2000-0	BASE, TANK Assiette de réservoir	1	1	
32- 2	V201-261-0030-0	BOLT/M10×30 Vis	2	2	
32- 3	V201-261-0020-0	BOLT/M10×20 Vis	2	2	
32- 4	V401-160-0100-0	WASHER, SP/M10 Rondelle frein	4	4	
32- 5	V413-160-0100-0	WASHER/M10 Rondelle	2	2	
32- 6	1434-111-2100-0	PLATE, STOP Cloison	1	1	
32- 7	1427-621-0050-0	CASE, BATTERY Cuvette de batterie	1	1	
32- 8	1427-621-2000-0	BATTERY ASSY/NS60 Batterie	1	1	for E20,21,22,50,51,52,61,62
32- 8-1	1427-622-2000-0	BATTERY ASSY/NS60P Batterie	1	1	for E40,41,42,43
32- 9	1421-621-0020-0	•PACKING Joint	6	6	
32-10	1427-621-0020-0	•CAP, BATTERY Bouchon de batterie	6	6	
32-11	1427-621-2100-0	PLATE, BATTERY SET Etrier de batterie	1	1	
32-12	1427-621-0040-0	BOLT, BATTERY SET B Tirant av	1	1	
32-13	1427-621-0030-0	BOLT, BATTERY SET A Tirant ar	1	1	
32-14	V413-160-0060-0	WASHER/M6 Rondelle	2	2	
32-15	V401-160-0060-0	WASHER, SP/M6 Rondelle frein	2	2	
32-16	V300-260-0060-0	NUT/M6 Erou	4	4	
32-17	1427-602-0010-0	HOOK, LH Crochet g.	1	1	
32-18	1427-602-0020-0	HOOK, RH Crochet d.	1	1	
32-19	1427-602-0030-0	SPRING, TENSION/55 Ressort	2	2	
32-20	1427-111-2000-0	TANK, FUEL Réservoir	1	1	
32-21	V200-260-8012-0	BOLT/M8×12 Vis	1	1	
32-22	1407-111-0010-0	WASHER/8×12×2 Rondelle	1	1	
32-23	1421-111-2100-0	CAP ASSY Bouchon	1	1	
32-24	1421-111-2110-0	•STRAINER Tamis	1	1	
32-25	1427-111-0010-0	PIPE/VINYL Conduit	1	1	
32-26		WIRE/0.9×100 Fil	2	2	
32-26a		WIRE/1.0×100 Fil	2	2	
32-27	1427-111-2100-0	BAND, TANK Sangle	1	1	
32-28	V300-260-0080-0	NUT/M8 Erou	1	1	
32-29	V302-260-0080-0	NUT/M8 Erou	1	1	
32-30	1427-621-0060-0	CABLE, BATTERY Cable de batterie	1	1	
32-31	1427-621-0070-0	CABLE, EARTH Cable de masse	1	1	
32-32	V203-261-0020-0	BOLT/M10×20 Vis	2	2	
32-33	V401-160-0100-0	WASHER, SP/M10 Rondelle frein	2	2	
32-34	V302-260-0080-0	NUT/M8 Erou	1	1	
32-35	V401-160-0080-0	WASHER, SP/M8 Rondelle frein	1	1	

Fig. 33

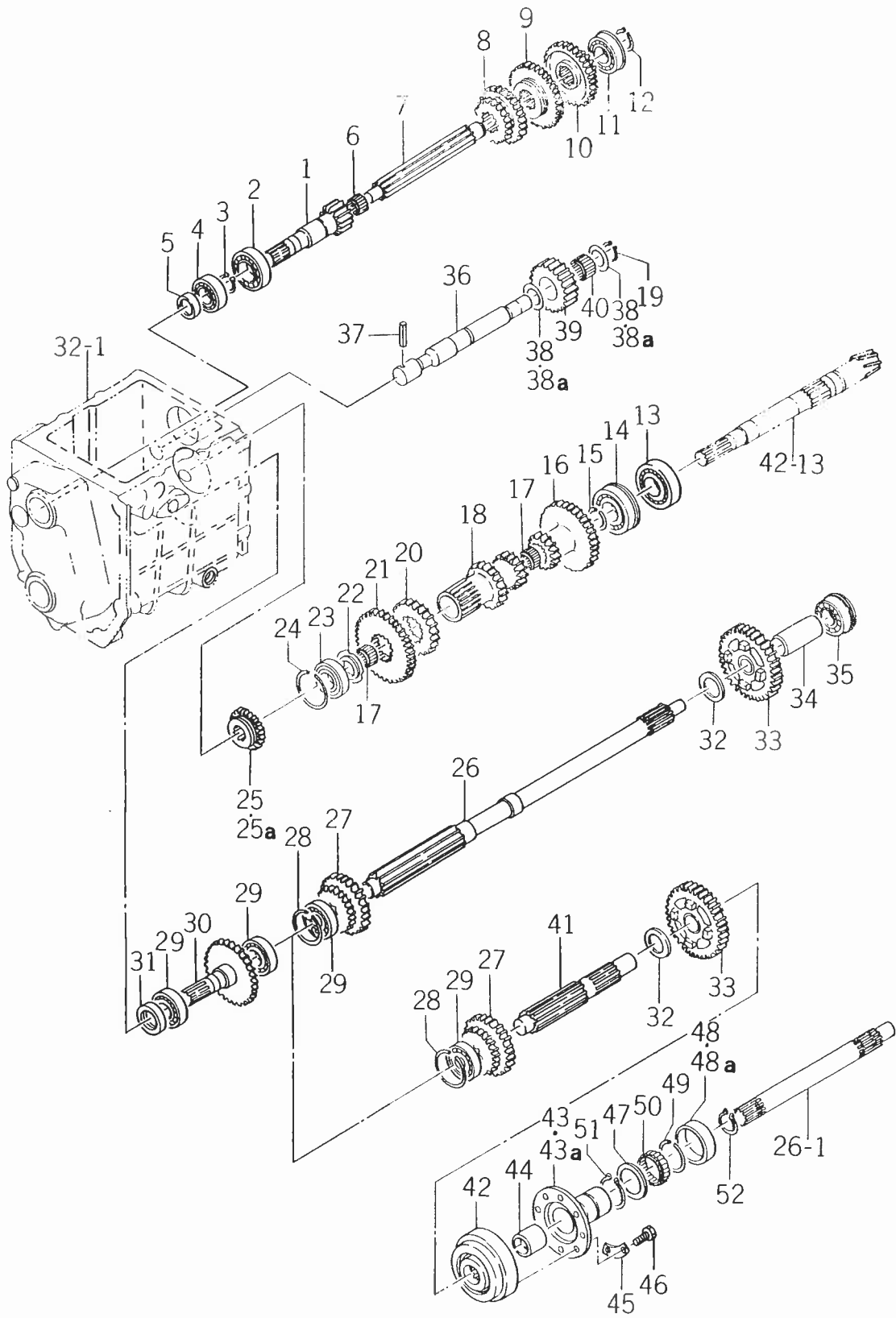
FRONT TRANSMISSION CASE SYSTEM

Boite de vitesses av



Ref No. Réf N°.	Parts No. Pièces N°.	Description Désignation	Qty Quant		Remarks Remarques
			T	F	
33- 1	1427-201-0010-0	CASE, F. T-MISSION Boîte de vitesses	1	1	
33- 2	1427-201-0050-0	METAL, INPUT Coquille d'entrée	1	1	
33- 3	1427-201-0060-0	PACKING, INPUT METAL Joint	1	1	
33- 4	V201-260-8060-0	BOLT/M8x60 Vis	4	4	
33- 5	V201-260-8035-0	BOLT/M8x35 Vis	4	4	
33- 6	V401-160-0080-0	WASHER, SP/M8 Rondelle frein	16	16	
33- 7	V413-160-0080-0	WASHER/M8 Rondelle	16	16	
33- 8	V521-100-8016-0	PIN, ST B/8x16 Goupille	6	6	
33- 8 a	V521-100-8016-0	PIN, ST B/8x16 Goupille	4	4	
33- 9	1427-201-0070-0	PLUG, DRAIN Bouchon de vidange	1	1	
33-10	1427-201-0080-0	WASHER, SEAL/16 Joint de bouchon	1	1	
33-11	1427-207-0010-0	METAL, CHANGE Couvercle	1	1	
33-12	1427-207-0020-0	PACKING, CHANGE METAL Joint	1	1	
33-13	V201-260-8028-0	BOLT/M8x28 Vis	8	8	
33-14	1427-207-0080-0	GAUGE, LEVEL Jauge	1	1	
33-15	V252-261-2025-0	STUD/M12x25 Goujon	8	8	
33-16	1340-253-0020-0	CAP, SEAL/35 Bouchon	1		
33-17	V521-100-8014-0	PIN, ST B/8x14	1	1	

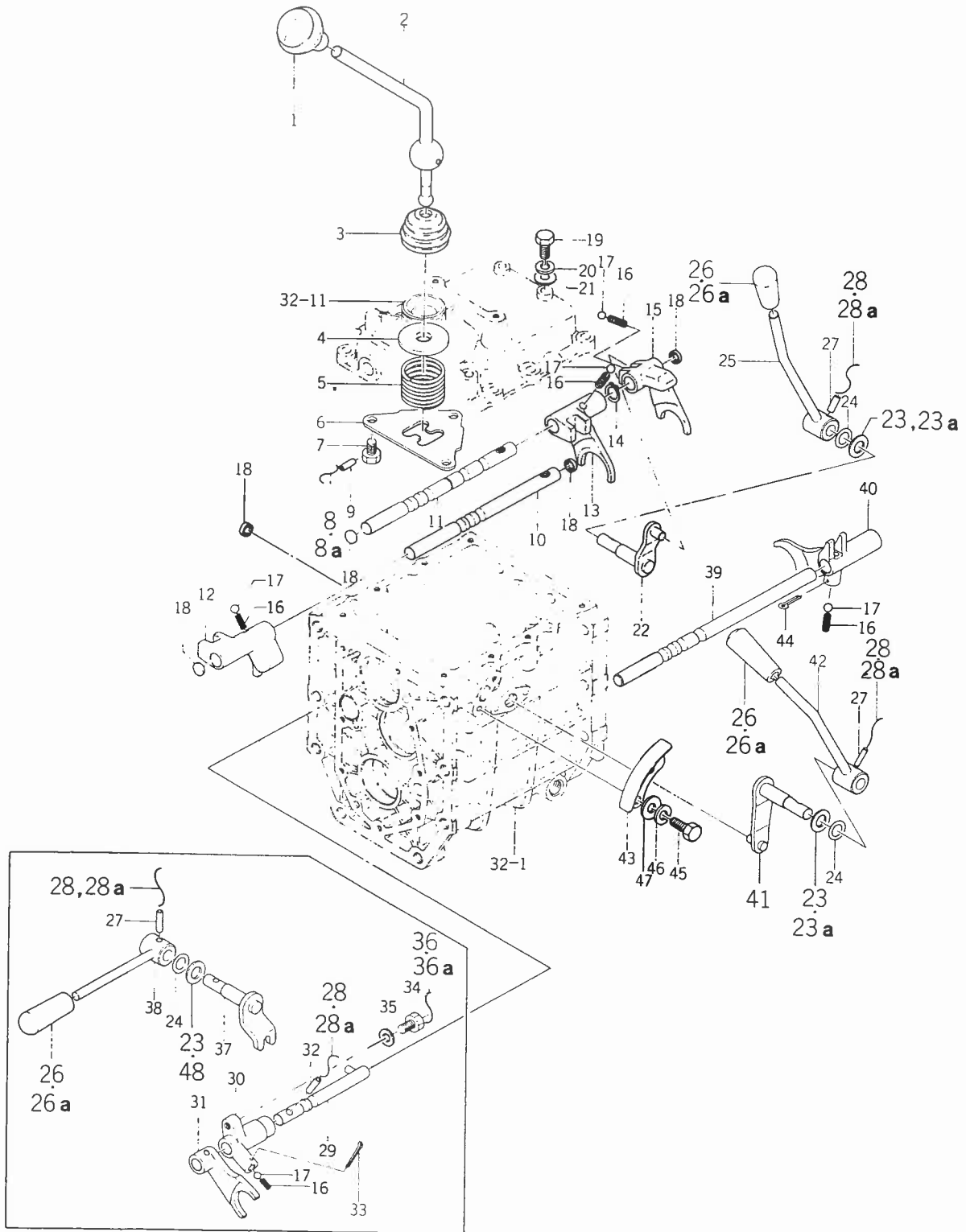
Fig. 34 FRONT TRANSMISSION GEAR SYSTEM
Boite de vitesses av



Ref No. Réf N°	Parts No. Pièces N°	Description Désignation	Qty Quant		Remarks Remarques
			T	F	
34- 1	1427-202-0010-0	GEAR, INPUT/13T Pignon d'entree	1	1	
34- 2	V600-110-5205-0	BEARING, RB/5205 Roulement	1	1	
34- 3	V704-140-0250-0	RING, SNAP/25 Collet d'axe	1	1	
34- 4	V600-110-6204-0	BEARING, RB/6204 Roulement	1	1	
34- 5	V744-120-3508-0	SEAL, OIL/TC20358 Joint a levres	1	1	
34- 6	V654-416-2017-0	BEARING, NR/KT162017 Roulement a aiguilles	1	1	
34- 7	1427-202-0020-0	SHAFT, CHANGE Arbre primaire	1	1	
34- 8	1427-202-0030-0	GEAR HI/21-27T Baladeur etage	1	1	
34- 9	1427-202-0040-0	GEAR, LOW/32T Baladeur	1	1	
34-10	1427-202-0050-0	GEAR, SUB/15-33T Baladeur etage	1	1	
34-11	V607-110-6204-0	BEARING, RB/6204NR Roulement	1	1	
34-12	V704-140-0200-0	RING, SNAP/20 Collet d'axe	1	1	
34-13	1427-203-0080-0	BEARING, RB/6305-6 Roulement	1	1	
34-14	1427-203-0090-0	BEARING, RB/6305-6NR Roulement	1	1	
34-15	1427-203-0020-0	RING, SNAP/25 Collet d'axe	1	1	
34-16	1427-203-0031-0	GEAR, COUNTER/16-33T Pignon etage	1	1	
34-17	V654-422-2726-0	BEARING, NR/KT222726 Roulement a aiguilles	2	2	
34-18	1434-203-0010-0	GEAR, COUNTER/16-21T Pignon etage	1	1	
34-19	V704-140-0220-0	RING, SNAP/C 22 Collet d'axe	1	1	
34-20	1427-203-0050-0	GEAR, COUNTER/27T Roue de transmission	1	1	
34-21	1427-203-0060-0	GEAR, COUNTER/35T Roue de transmission	1	1	
34-22	1434-203-0020-0	COLLAR, THRUST Bague d'appui	1	1	
34-23	V600-110-6204-0	BEARING, RB/6204 Roulement	1	1	
34-24	V705-140-0470-0	RING, SNAP/C 47 Collet d'axe	1	1	
34-25	1427-205-0010-0	GEAR, SHIFT/19T Pignon	1	1	ⓑ #6503-
34-25a	1427-205-0011-0	GEAR, SHIFT/19T Pignon		1	
34-26	1434-211-0010-0	SHAFT, PTO DRIVE Arbre	1	1	for E20,21,22,40,41,42,43,50,51
34-26-1	1434-211-0130-0	SHAFT, PTO DRIVE Arbre	1	1	for E61,62
34-27	1434-211-0020-0	GEAR, PTO/22-28T Pignon	1	1	
34-28	V705-140-0470-0	RING, SNAP/C 47 Collet d'axe	1	1	
34-29	V600-110-6204-0	BEARING, RB/6204 Roulement	1	3	
34-30	1427-205-2000-0	SHAFT, MID PTO Arbre intermediaire de prise		1	
34-31	V744-120-3508-0	SEAL, OIL/TC20358 Joint a levres		1	
34-32	1434-211-0040-0	COLLAR/26x36x3 Rondelle d'appui	1	1	
34-33	1434-211-2000-0	GEAR, PTO/34T Pignon (prise force)	1	1	
34-34	1434-211-0030-0	PIPE/57 Tube	1	1	} for E20,21,22,40,41,42,43,50,51
34-35	V607-110-6205-0	BEARING, RB/6205NR Roulement	1	1	
34-36	1427-204-0020-0	PIN, BACK GEAR Arbre de marche ar	1	1	
34-37	V580-140-6032-0	PIN, SPRING/W 6x32 Goupille elastique	1	1	
34-38	1427-204-0030-0	COLLAR, THRUST/23x34x2 Rondelle d'appui	2	2	ⓑ T#2048- F#6503-
34-38a	1427-204-0031-0	COLLAR, THRUST/23x34x2 Rondelle d'appui	2	2	
34-39	1427-204-0010-0	GEAR, BACK/23T Pignon de marche ar	1	1	
34-40	V653-622-2820-0	BEARING, NR/TLA2220 Roulement a aiguilles	1	1	
34-41	1434-211-0050-0	SHAFT, PTO SHIFT Arbre de prise de force	1	1	} for E61,62
34-42	1434-211-2100-0	CLUTCH, CAM ASSY Cloche dembrayage	1	1	

Ref No. Réf N°.	Parts No. Pièces N°.	Description Désignation	Qty Quant		Remarks Remarques
			T	F	
34-43	1434-211-0060-0	FLANGE, COUNTER etage	1	1	for E61,62
34-43 a	1434-211-0061-0	FLANGE, COUNTER Etage	1	1	
34-44	1434-211-0070-0	RUSH / 20 X 10 X 28 cousinnet	1	1	
34-45	1434-211-0110-0	WASHER, LOCK Rondelle brein	4	4	
34-46	1434-211-0140-0	BOLT Vis	8	8	
34-47	1434-211-0090-0	COLLAR / 35 X 44 X 3 Collier	1	1	
34-48	1434-211-0080-0	COLLAR, OUTER Collier	1	1	
34-48 a	1434-211-0081-0	COLLAR, OUTER Collier	1	1	
34-49	1434-211-0120-0	CLIP / WR 35 Collier	1	1	
34-50	V654-435-4013-0	BEARING, NR / KT 35 40 13 Roulement a aiguilles	1	1	
34-51	V704-140-0350-0	RING, SNAP / C 35 Collet d'axe	1	1	
34-52	V704-140-0250-0	RING, SNAP / C 25 Collet d'axe	1	1	

Fig. 35 SHIFTING SYSTEM
 Mechanisme de changement



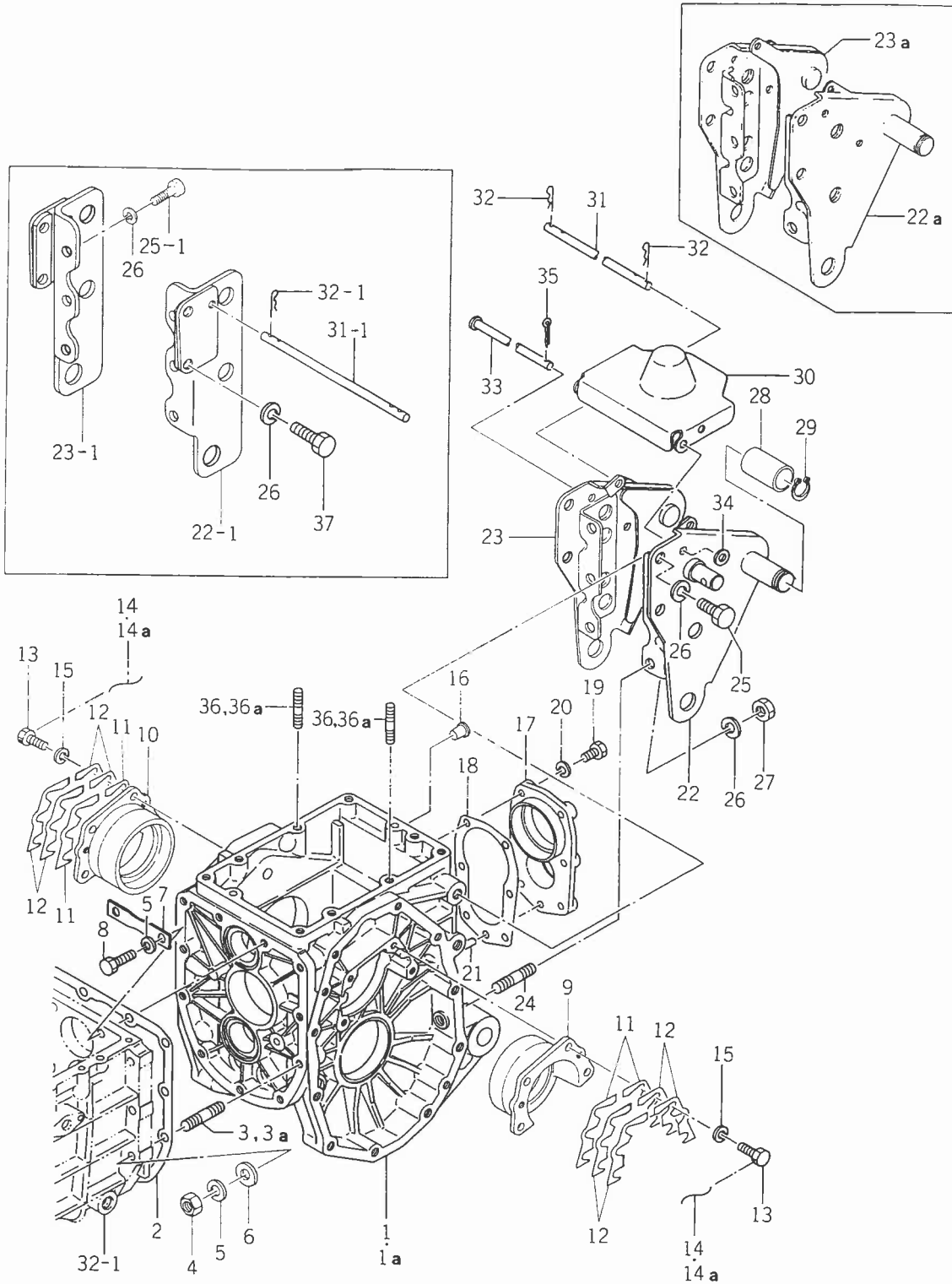
Ref No. Réf N°	Parts No. Pièces N°	Description Désignation	Qty Quant		Remarks Remarques
			T	F	
35- 1	1414-207-0050-0	KNOB, LEVER/48 Pommeau	1	1	
35- 2	1427-207-0030-0	LEVER, MAIN SHIFT Lever de changement	1	1	
35- 3	1403-207-0010-0	BOOT, SHIFT LEVER Cupule de rotule	1	1	
35- 4	1427-207-0050-0	HOLDER, SPRING Cuvette de ressort	1	1	
35- 5	1427-207-0040-0	SPRING, PRESS/30 Ressort	1	1	
35- 6	1427-207-0060-0	GUIDE, SHIFT LEVER Grille de vitesses	1	1	
35- 7	1427-207-0070-0	BOLT/M8X16 Vis	3	3	
35- 8		WIRE/0.9X450 Fil	1	1	
35- 8a		WIRE/1.0X450 Fil	1	1	
35- 9	V580-140-5040-0	PIN, SPRING/W 5X40 Goupille elastique	1	1	
35-10	1427-210-0020-0	STAY, SHIFTER Guide fourchette	1	1	
35-11	1427-210-0061-0	STAY, SHIFTER Guide fourchette	1	1	
35-12	1427-210-0010-0	SHIFTER, LOW Fourchette	1	1	
35-13	1427-210-0050-0	SHIFTER, HI Fourchette	1	1	
35-14	V704-140-0140-0	RING, SNAP/C 14 Collet d'axe	1	1	
35-15	1427-210-0070-0	SHIFTER, SUB Fourchette de subdivision	1	1	
35-16	1302-225-0030-0	SPRING, SHIFTER Ressort de fourchette	4	5	
35-17	V680-200-0010-0	BALL, STEEL/5/16 Bille de verrouillage	4	5	
35-18	1427-210-0040-0	CAP, BLANK Fausset	5	4	
35-19	1427-210-0030-0	BOLT/M8X25 Vis	2	2	
35-20	V401-160-0080-0	WASHER, SP/M8 Rondelle frein	2	2	
35-21	V413-160-0080-0	WASHER/M8 Rondelle	2	2	
35-22	1427-208-2000-0	ARM, SUB SHIFT Doigt de subdivision	1	1	
35-23	V410-160-0140-0	WASHER/M14 Rondelle	2	3	
35-23a	V410-160-0140-0	WASHER/M14	2	2	
35-24	V720-102-4014-0	O-RING/P14 Joint torique	2	3	
35-25	1427-208-2100-0	LEVER, SUB Lever de transfert	1	1	
35-26	4106-105-3030-0	GRIP Poignee	2	3	
35-26a	2101-230-0010-0	GRIP Poignee	2	3	
35-27	V580-140-5025-0	PIN, SPRING/W 5X25 Goupille elastique	2	3	
35-28		WIRE/0.9X70 Fil	2	4	
35-28a		WIRE/1.0X70	2	4	
35-29	1427-210-2000-0	STAY, SHIFTER Guide fourchette		1	
35-30	1427-210-0090-0	CASE, SPRING Coulisseau de verrouillage		1	
35-31	1427-210-0080-0	SHIFTER, F. SHIFT Fourchette de pont av		1	
35-32	V580-140-5020-0	PIN, SPRING/W 5X20 Goupille elastique		1	
35-33	V500-152-0018-0	PIN, SPLIT/2X18 Goupille fendue		1	
35-34	1427-210-0110-0	BOLT/M8X30 Vis		1	
35-35	V413-160-0080-0	WASHER/M8 Rondelle		1	
35-36		WIRE/0.9X100 Fil		1	
35-36a		WIRE/1.0X100 Fil		1	
35-37	1427-209-2000-0	ARM, SHIFT Lever de commande de pont av		1	
35-38	1427-209-2100-0	LEVER, F. SHIFT Selecteur de pont av		1	
35-39	1434-216-0020-0	STAY, PTO SHIFTER Appui	1	1	
35-40	1434-216-0011-0	SHIFTER, PTO Forchette de prise de force	1	1	

Ref No. Réf N°.	Parts No. Pièces N°.	Description Désignation	Qty Quant		Remarks Remarques
			T	F	
35-41	1427-216-2000-0	ARM, PTO SHIFT Doigt de prise de force	1	1	
35-42	1427-216-2100-0	LEVER, PTO Selecteur de prise de force	1	1	
35-43	1427-216-0031-0	GUIDE, SHIFT LEVER Guide de prise de force	1	1	
35-44	V500-152-5025-0	PIN, SPLIT/2.5×25 Goupille fendue	1	1	
35-45	V201-260-8016-0	BOLT/M8×16 Vis	2	2	
35-46	V401-160-0080-0	WASHER, SP/M8 Rondelle fendue	2	2	
35-47	V413-160-0080-0	WASHER/M8 Rondelle	2	2	
35-48	1427-601-0030-0	WASHER/15×24×2 Rondelle		1	

SERVICE MEMO

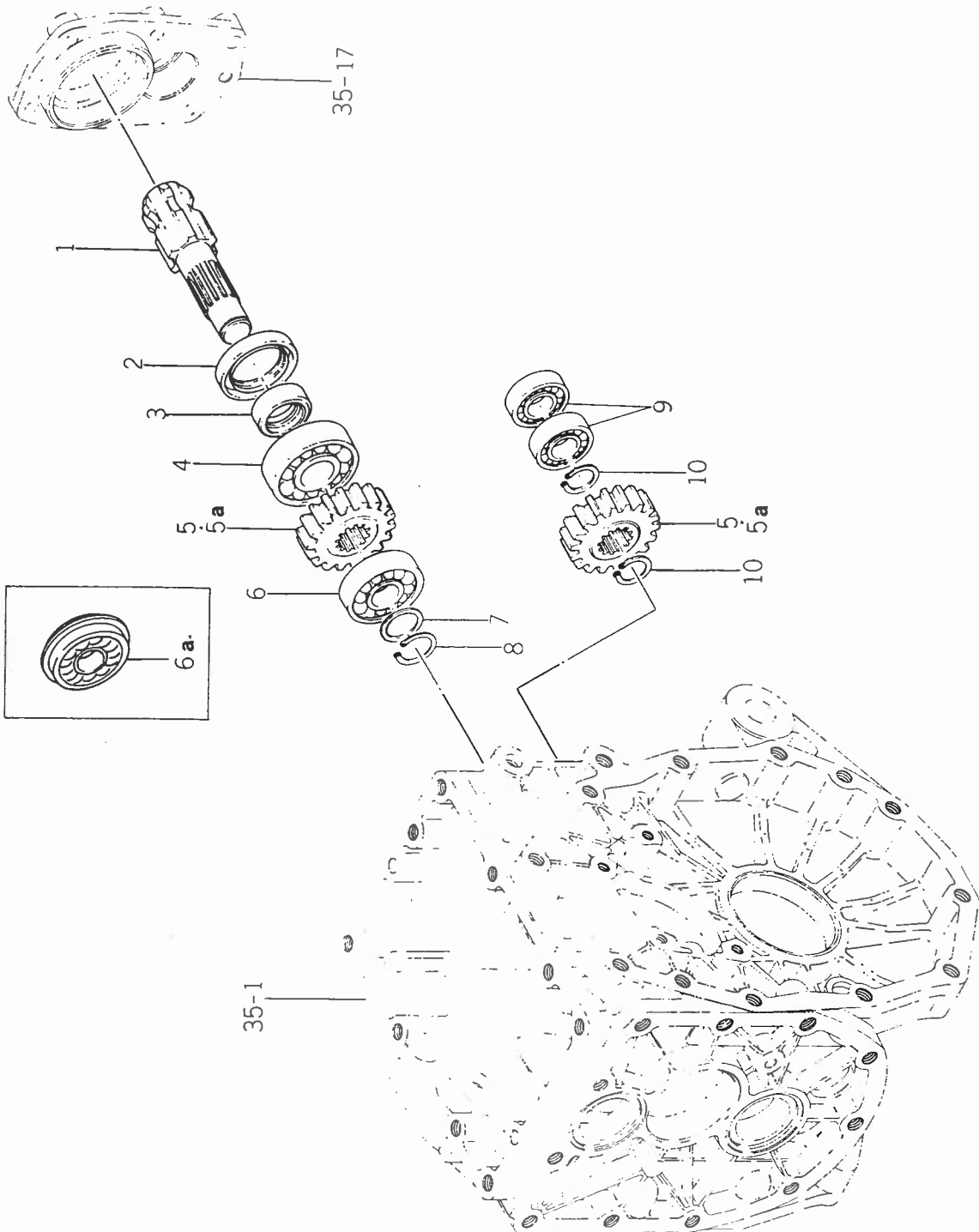
A series of horizontal dashed lines for writing, spanning the width of the page.

Fig. 36 REAR TRANSMISSION CASE SYSTEM
Boite de vitesses ar



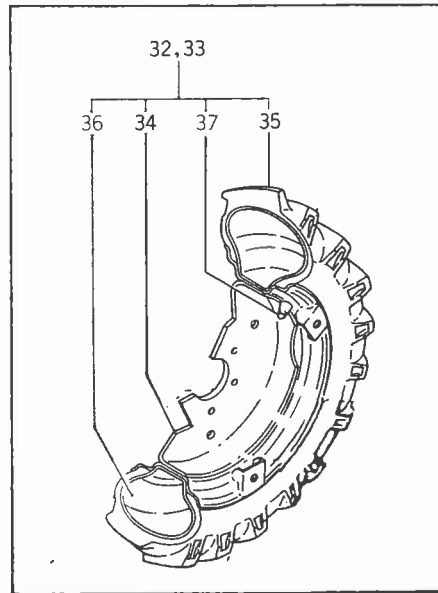
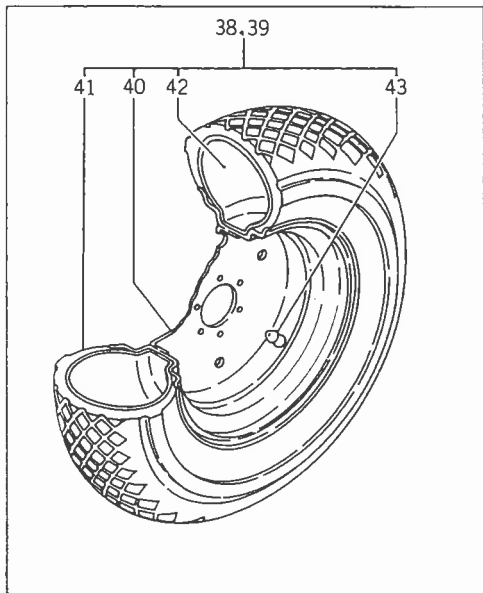
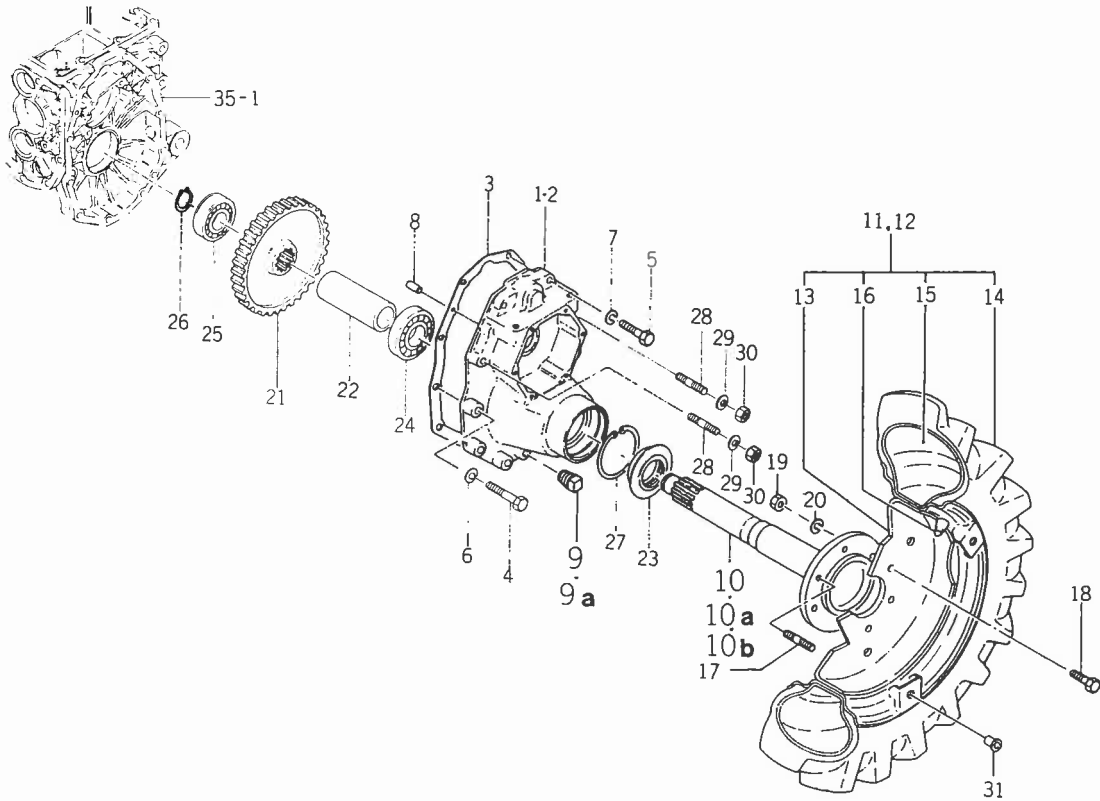
Ref No. Réf N°	Parts No. Pièces N°	Description Désignation	Qty Quant		Remarks Remarques
			T	F	
36- 1	1427-201-0020-0	CASE, R. T-MISSION	1	1	© T#2518- F#7171-
36- 1a	1427-201-0021-0	Carter de pont ar CASE, R. T-MISSION	1	1	
36- 2	1427-201-0030-0	Carter de pont ar PACKING, T-MISSION CASE	1	1	
36- 3	V252-261-0036-0	Joint de pont ar STUD/M10x36	7	7	
36- 3a	V252-261-0035-0	Goujon STUD/M10x35	11	11	
36- 4	V303-260-0100-0	NUT/M10	13	13	
36- 5	V401-160-0100-0	Ecrou WASHER, SP/M10	15	15	
36- 6	V413-160-0100-0	Rondelle frein WASHER/M10	11	11	
36- 7	1427-201-0040-0	Rondelle WASHER, LOCK	1	1	
36- 8	V201-261-0035-0	Bande d'arret BOLT/M10x35	2	2	
36- 9	1427-201-0120-0	Vis			
36-10	1427-201-0130-0	METAL, DIFF-CASE LH	1	1	
36-11	1427-201-0140-0	Palier g de différentiel METAL, DIFF-CASE RH	1	1	
36-12	1427-201-0150-0	Palier d de différentiel SHIM, DIFF-CASE A	AR	AR	
36-13	1427-201-0170-0	Cales d'épaisseur SHIM, DIFF-CASE B	AR	AR	
36-14		BOLT/M8x25	8	8	
36-14a		Vis			
36-15	V401-160-0080-0	WIRE/0.9x180	4	4	
36-16	1427-201-0160-0	Fil WIRE/1.0x180	4	4	
36-17	1427-201-0180-0	Fil WASHER, SP/M8	8	8	
36-18	1427-201-0190-0	Rondelle frein CAP, BLANK/M12	5	5	
36-19	1427-201-0200-0	Fausset METAL, PTO SHAFT	1	1	
36-20	1427-201-0210-0	Palier			
36-21	1427-201-0220-0	PACKING, METAL	1	1	
36-22	1427-201-0230-0	Palier d'arbre de prise BOLT/M8x25	6	6	
36-22a	1427-201-0240-0	Vis	6	6	
36-23	1427-201-0250-0	WASHER, SP/M8	6	6	
36-24	1427-201-0260-0	Rondelle frein PIN, ST B/8x16	1	1	
36-25	1427-201-0270-0	Goupille BRACKET, 2P LH	1	1	ⓑ T#2048- } for E40,41,42,43 F#6503- } 50,51,52,61,62
36-26	1427-201-0280-0	Support 2P g.	1	1	
36-27	1427-201-0290-0	BRACKET, 2P LH	1	1	
36-28	1427-201-0300-0	Support 2P g.	1	1	
36-29	1427-201-0310-0	BRACKET, LH	1	1	for E20,21,22
36-30	1427-201-0320-0	Support g.	1	1	
36-31	1427-201-0330-0	BRACKET, 2P RH	1	1	ⓑ T#2048- } for E40,41,42,43 F#6503- } 50,51,52,61,62
36-32	1427-201-0340-0	Support 2P d.	1	1	
36-33	1427-201-0350-0	BRACKET, 2P RH	1	1	
36-34	1427-201-0360-0	Support 2P d.	1	1	for E20,21,22
36-35	1427-201-0370-0	BRACKET, RH	1	1	
36-36	1427-201-0380-0	Support d.			
36-37	1427-201-0390-0	STUD/M12x25	2	2	
36-38	1427-201-0400-0	Goujon			
36-39	1427-201-0410-0	BOLT/M12x30	8	8	for E40,41,42,43,50,51,52,61,62
36-40	1427-201-0420-0	Vis	4	4	for E20,21,22
36-41	1427-201-0430-0	BOLT/M12x30	4	4	
36-42	1427-201-0440-0	Vis			
36-43	1427-201-0450-0	WASHER, SP/M12	10	10	
36-44	1427-201-0460-0	Rondelle frein			
36-45	1427-201-0470-0	NUT/M12	2	2	
36-46	1427-201-0480-0	Ecrou			
36-47	1427-201-0490-0	BUSH/25x34x48	2	2	} for E40,41,42,43, E50,51,52
36-48	1427-201-0500-0	Coussinet	2	2	
36-49	1427-201-0510-0	PING, SNAP/C 25	2	2	
36-50	1427-201-0520-0	Collet d'axe			
36-51	1427-201-0530-0	COVER JOINT	1	1	
36-52	1427-201-0540-0	Chapeau de prise	1	1	for E40,41,42,43,50,51,52,61,62
36-53	1427-201-0550-0	PIN/8x220	1	1	for E20,21,22
36-54	1427-201-0560-0	Tringle			
36-55	1427-201-0570-0	PIN/8x213	1	1	for E20,21,22
36-56	1427-201-0580-0	Tringle			
36-57	1427-201-0590-0	PIN, HAIR	2	2	for E40,41,42,43,50,51,52,61,62
36-58	1427-201-0600-0	Tringle			
36-59	1427-201-0610-0	PIN, HAIR	4	4	for E20,21,22
36-60	1427-201-0620-0	Tringle			
36-61	1427-201-0630-0	PIN/8x212	1	1	for E40,41,42,43,50,51,52,61,62
36-62	1427-201-0640-0	Tringle			
36-63	1427-201-0650-0	WASHER/M8	2	2	} for E40,41,42,43,50,51,52,61,62
36-64	1427-201-0660-0	Rondelle	1	1	
36-65	1427-201-0670-0	PIN, SPLIT/2.5x20	1	1	
36-66	1427-201-0680-0	Goupille fendue			
36-67	1427-201-0690-0	STUD/M10x30	4	4	
36-68	1427-201-0700-0	Goujon			
36-69	1427-201-0710-0	STUD/M10x35	4	4	ⓑ T#2258-
36-70	1427-201-0720-0	Goujon			
36-71	1427-201-0730-0	BOLT/M12x35	4	4	for E20,21,22 ⓑ F#6638-
36-72	1427-201-0740-0	Bis			

Fig. 37 P. T. O. SHAFT SYSTEM
Arbre de prise de force



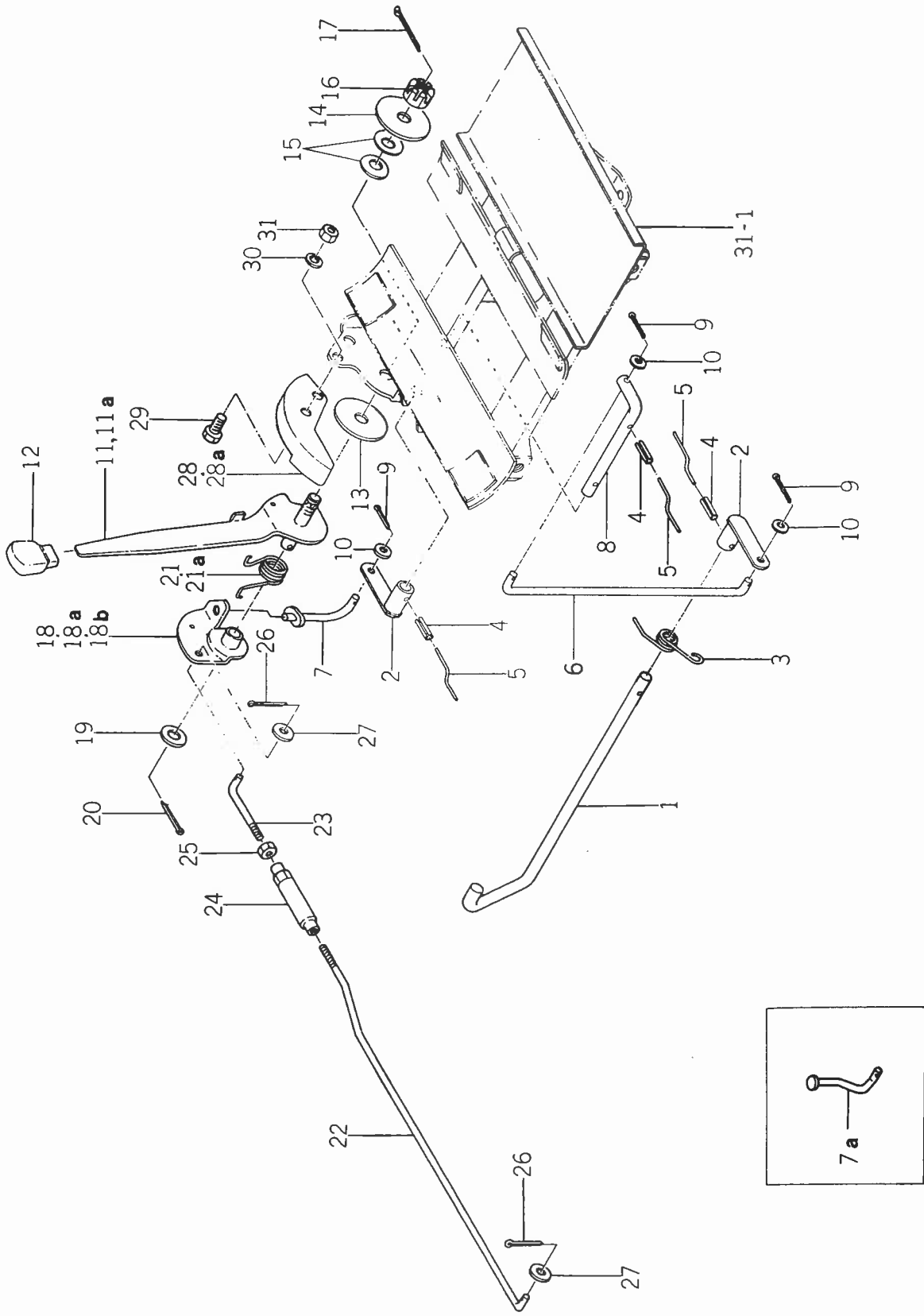
Ref No. Réf N°.	Parts No. Pièces N°.	Description Désignation	Qty Quant		Remarks Remarques
			T	F	
37- 1	1427-212-0010-0	SHAFT, PTO Arbre de prise de force	1	1	
37- 2	V744-135-5508-0	SEAL, OIL/TC35558 Joint à levres	1	1	
37- 3	1427-212-0030-0	SLEEVE Manchon	1	1	
37- 4	1427-203-0080-0	BEARING, RB/6305-6 Roulement	1	1	
37- 5	1427-211-0040-0	GEAR, PTO COUNTER/19T Pignon de prise de force	2	2	ⓑ T#2048-
37- 5 a	1427-211-0041-0	GEAR, PTO COUNTER/19T Pignon de prise de force	2	2	F#6503-
37- 6	V600-110-6304-0	BEARING, RB/6304 Roulement	1	1	ⓒ T#2518-
37- 6 a	V607-110-6304-0	BEARING, RB/6304NR Roulement	1	1	F#7171-
37- 7	1427-212-0020-0	WASHER/20x28x2 Rondelle	1	1	
37- 8	V704-140-0200-0	RING, SNAP/C 20 Collet d'axe	1	1	
37- 9	V600-110-6203-0	BEARING, RB/6203 Roulement	2	2	
37-10	V704-140-0250-0	RING, SNAP/C 25 Collet d'axe	2	2	

Fig. 38 REAR AXLE SYSTEM
 Arbre arriere avec portique



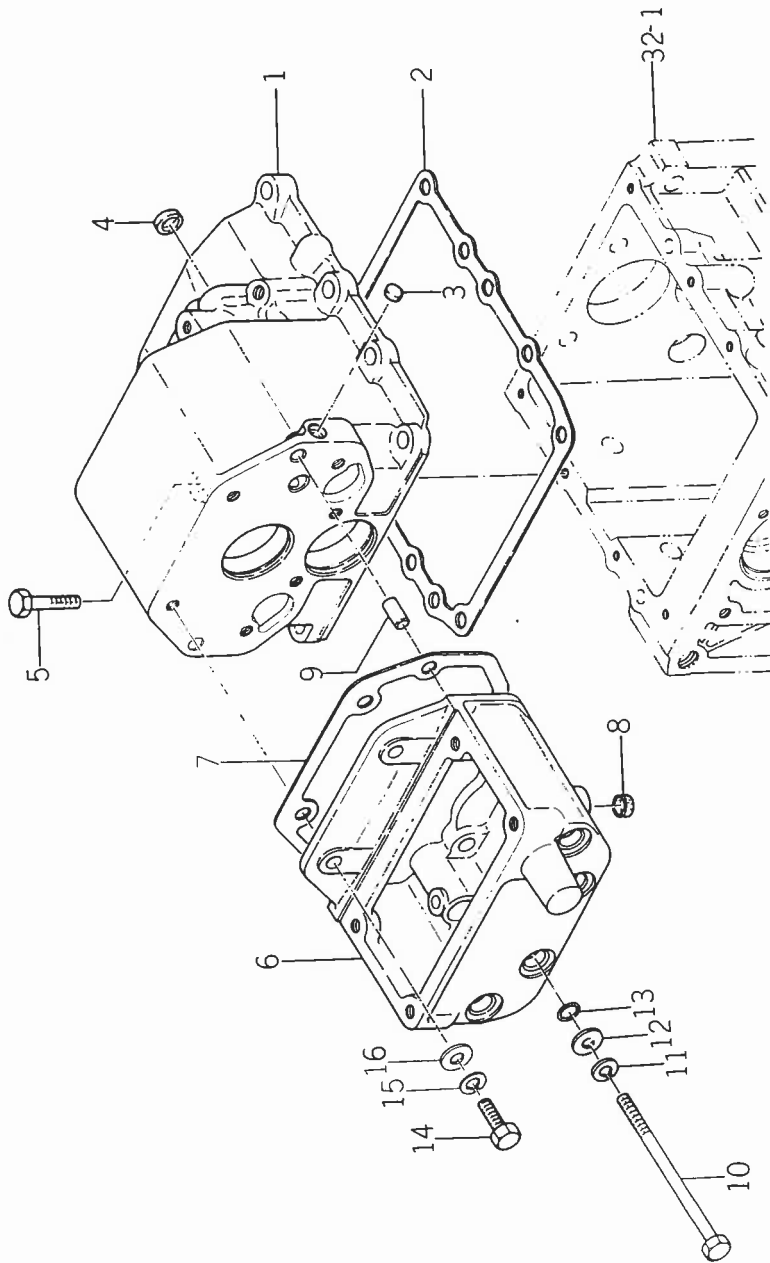
Ref No. Réf N°.	Parts No. Pièces N°.	Description Désignation	Qty Quat		Remarks Remarques
			T	F	
38- 1	1427-306-0010-0	HOUSING, R. AXLE LH Carter de reducteur g.	1	1	
38- 2	1427-306-0020-0	HOUSING, R. AXLE RH Carter de reducteur d.	1	1	
38- 3	1427-306-0030-0	PACKING, R. AXLE Joint de carter	2	2	
38- 4	V201-261-2050-0	BOLT/M12x50 Vis	12	12	
38- 5	V201-261-0045-0	BOLT/M10x45 Vis	4	4	
38- 6	V401-160-0120-0	WASHER, SP/M12 Rondelle frein	12	12	
38- 7	V401-160-0100-0	WASHER, SP/M10 Rondelle frein	4	4	
38- 8	V521-100-8016-0	PIN, ST B/8x16 Pion de centrage	4	4	
38- 9	V781-100-0004-0	PLUG, DRAIN/PT1/4 Bouchon de vidange	2	2	
38- 9a	7955-201-0260-0	PLUG, DRAIN/PT1/4 Bouchon de vidange	2	2	
38-10	1434-307-0010-0	SHAFT, WHEEL Fusée	2	2	
38-10a	1434-307-0011-0	SHAFT, WHEEL Fusée	2	2	
38-10b	1491-307-0010-0	SHAFT, WHEEL Fusée	2	2	
38-11	1434-317-2000-0	TIRE, HI-LUG LH ASSY Pneu g. ensemble	1	1	} for E20,40,50
38-12	1434-317-2200-0	TIRE, HI-LUG RH ASSY Pneu d. ensemble	1	1	
38-13	1434-317-2010-8	• DRUM, WHEEL/5JA 16 Tambour de roue	2	2	} for E20,40,50
38-14	1427-317-2010-0	• TIRE, HI-LUG/8-16-4PR Pneu	2	2	
38-15	V899-000-0816-0	• TUBE/8-16 Chambre	2	2	
38-16	V999-300-0010-0	• CAP, TIRE VALVE Bouchon de valve	2	2	
38-17	V250-461-2025-0	STUD/M12x25 9T Goujon	4	4	
38-18	V200-461-2030-0	BOLT/M12x30 9T Vis	8	8	
38-19	V300-460-0120-0	NUT/M12 7T Ecrou	4	4	
38-20	V401-160-0120-0	WASHER, SP/M12 Rondelle frein	12	12	
38-21	1427-307-0020-0	GEAR, WHEEL/58T Roue dentée	2	2	
38-22	1427-307-0030-0	PIPE/123 Manchon	2	2	
38-23	1427-307-0040-0	SEAL, OIL/48 Joint a levres	2	2	
38-24	V600-110-6306-0	BEARING, RB/6306 Roulement	2	2	
38-25	V600-110-6208-0	BEARING, RB/6208 Roulement	2	2	
38-26	V704-140-0300-0	RING, SNAP/C 30 Collet d'axe	2	2	
38-27	V705-140-0800-0	RING, SNAP/C 80 Collet d'axe	2	2	
38-28	V252-261-0036-0	STUD/M10x36 Goujon	4	4	
38-29	V401-160-0100-0	WASHER, SP/M10 Rondelle frein	4	4	
38-30	V303-260-0100-0	NUT/M10 Ecrou	4	4	
38-31	1427-317-0040-0	CAP, BLANK/M14 Fausset	6	6	for E20,21,40,41,50,51,61
38-32	1434-317-2300-0	TIRE, LW-LUG LH ASSY Pneu g. ensemble	1	1	} for E21,41,51,61
38-33	1434-317-2400-0	TIRE, LW-LUG RH ASSY Pneu d. ensemble	1	1	
38-34	1434-317-2010-8	• DRUM, WHEEL/5JA-16 Tambour de roue	2	2	} for E21,41,51,61
38-35	V888-240-0816-0	• TIRE/8-16-4PR Pneu	2	2	
38-36	V889-000-0816-0	• TUBE/8-16 Chambre	2	2	
38-37	V999-300-0010-0	• CAP, TIRE VALVE Bouchon de valve	2	2	
38-38	1434-317-2500-0	TIRE, TURF LH ASSY Pneu gazon ar ensemble	1	1	
38-39	1434-317-2600-0	TIRE, TURF RH ASSY Pneu gazon ar ensemble	1	1	
38-40	1434-317-2510-8	• DRUM, WHEEL/W6-16 Tambour de roue	2	2	
38-41	1427-337-2310-0	• TIRE, TURF/AGSB-16FD Pneu gazon	2	2	} for E22,42,52,62
38-42	1427-337-2320-0	• TUBE/8-16 Chambre	2	2	
38-43	V999-300-0010-0	• CAP, TIRE VALVE Bouchon de valve	2	2	

Fig. 39 ACCELERATIVE PEDAL AND THROTTLE LEVER SYSTEM
 Accélérateur



Ref No. Réf N°.	Parts No. Pièces N°.	Description Désignation	Qty Quant		Remarks Remarques
			T	F	
39- 1	1434-116-0010-0	PEDAL, ACCEL Pedale d'accelerateur	1	1	
39- 2	1434-116-2000-0	ARM, ACCEL A Lever de pedale	2	2	
39- 3	1434-116-0020-0	SPRING, TORQUE/18 Ressort	1	1	
39- 4	V580-140-4016-0	PIN, SPRING/W 4x16 Goupille elastique	3	3	
39- 5		WIRE/1.0x70 Fil	3	3	
39- 6	1434-116-0030-0	ROD, ACCEL A Barre de liaison	1	1	
39- 7	1434-116-2100-0	ROD, ACCEL B Barre de liaison	1	1	
39- 7a	1434-116-0070-0	ROD, ACCEL C Barre de liaison	1	1	
39- 8	1434-116-0050-0	ARM, ACCEL B Barre de commande	1	1	
39- 9	V500-152-0018-0	PIN, SPLIT/2x18 Goupille fendue	3	3	
39-10	V413-160-0060-0	WASHER/M6 Rondelle	3	3	
39-11	1434-117-2000-0	LEVER, THROTTLE Lever d'accelerateur	1	1	
39-11a	1434-117-2001-0	LEVER, THROTTLE Lever d'accelerateur	1	1	
39-12	1415-505-0150-0	GRIP Poignee	1	1	
39-13	1414-117-0050-0	LINING/13x50x3 Garniture de friction	1	1	
39-14	1427-117-0010-0	WASHER/13x50x3 Rondelle	1	1	
39-15	1415-505-0110-0	SPRING, CONE Rondelle belleville	2	2	
39-16	V321-160-0120-0	NUT, SLOTTED/M12 P=1.25 Ecrrou creneaux	1	1	
39-17	V500-153-0025-0	PIN, SPLIT/3x25 Goupille fendue	1	1	
39-18	1434-117-2100-0	PLATE, ACCEL Attache d'articulation	1	1	
39-18a	1434-117-2101-0	PLATE, ACCEL Attache d'articulation	1	1	
39-18b	1434-117-2102-0	PLATE, ACCEL Ressort	1	1	
39-19	V413-160-0120-0	WASHER/M12 Rondelle	1	1	
39-20	V500-153-0018-0	PIN, SPLIT/3x18 Goupille fendue	1	1	
39-21	1434-117-0010-0	SPRING, TORQUE/24 Ressort	1	1	
39-21a	1434-117-0011-0	SPRING, TORQUE/28 Ressort	1	1	
39-22	1434-117-0020-0	ROD, THROTTLE Tige d'accelerateur	1	1	
39-23	1421-116-0010-0	CONNECTOR, ACCEL Crochet d'accelerateur	1	1	
39-24	1421-116-0020-0	TURNBUCKLE/M6 Tendeur	1	1	
39-25	V300-260-0060-0	NUT/M6 Ecrrou	1	1	
39-26	V500-152-0018-0	PIN, SPLIT/2x18 Goupille fendue	2	2	
39-27	V413-160-0060-0	WASHER/M6 Rondelle	2	2	
39-28	1434-117-2201-0	GUIDE, LEVER Secteur de guidage	1	1	
39-28a	1434-117-2202-0	GUIDE, LEVER Secteur de guidage	1	1	
39-29	V201-260-8016-0	BOLT/M8x16 Vis	2	2	
39-30	V401-160-0080-0	WASHER, SP/M8 Rondelle frein	2	2	
39-31	V300-260-0080-0	NUT/M8 Ecrrou	2	2	

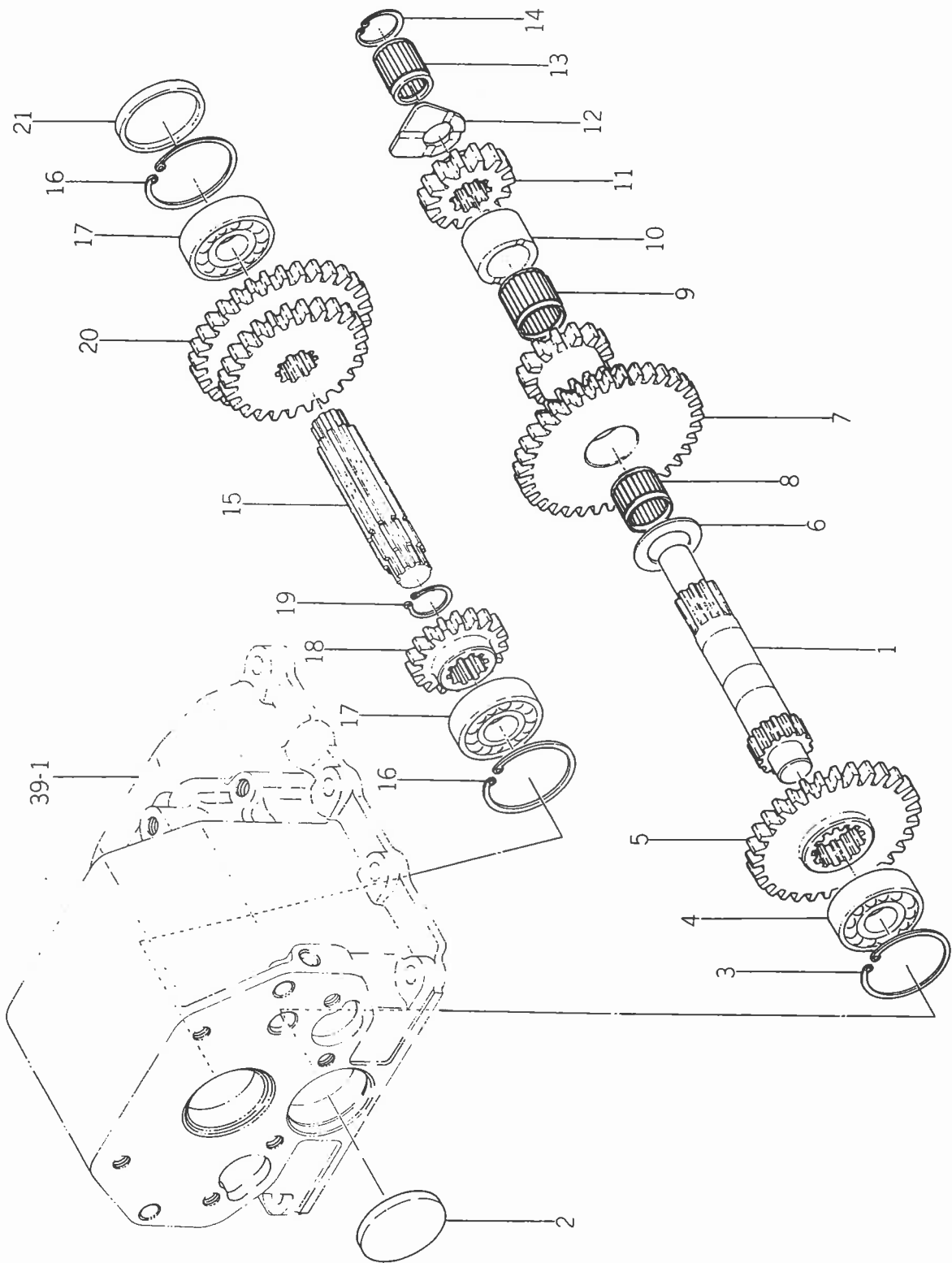
Fig. 40 SUB GEAR CASE SYSTEM
Boite de vitesse complete



Ref No. Réf N°.	Parts No. Pièces N°.	Description Désignation	Qty Quant		Remarks Remarques
			T	F	
40- 0-1	1427-025-2000-0	T-MISSION, CREEP ASSY Boite de vitesse complete	1	1	★ Included Fig 40,41,42
40- 1	1427-251-0010-0	CASE, SUB GEAR Coquille	1	1	★
40- 2	1427-207-0020-0	PACKING Joint	1	1	★
40- 3	1427-251-0040-0	CAP, BLANK/10 Fausset	1	1	★
40- 4	1427-210-0040-0	CAP, BLANK Fausset	2	2	★
40- 5	V201-260-8035-0	BOLT/M8x35 Vis	1	1	★
40- 6	1427-251-0020-0	CASE, CHANGE Carter	1	1	★
40- 7	1427-251-0030-0	PACKING, CHANGE CASE Joint	1	1	★
40- 8	1427-210-0040-0	CAP, BLANK Fausset	1	1	★
40- 9	V521-100-8016-0	PIN, ST B/8x16 Goupille	2	2	★
40-10	V201-260-8135-0	BOLT/M8x135 Vis	4	4	★
40-11	V401-160-0080-0	WASHER, SP/M8 Rondelle frein	4	4	★
40-12	V411-160-0080-0	WASHER/M8 Rondelle	4	4	★
40-13	V720-101-9008-0	O-RING/P8 Joint torique	4	4	★
40-14	V201-260-8025-0	BOLT/M8x25 Vis	2	2	★
40-15	V401-160-0080-0	WASHER, SP/M8 Rondelle frein	2	2	★
40-16	V413-160-0080-0	WASHER/M8 Rondelle	2	2	★

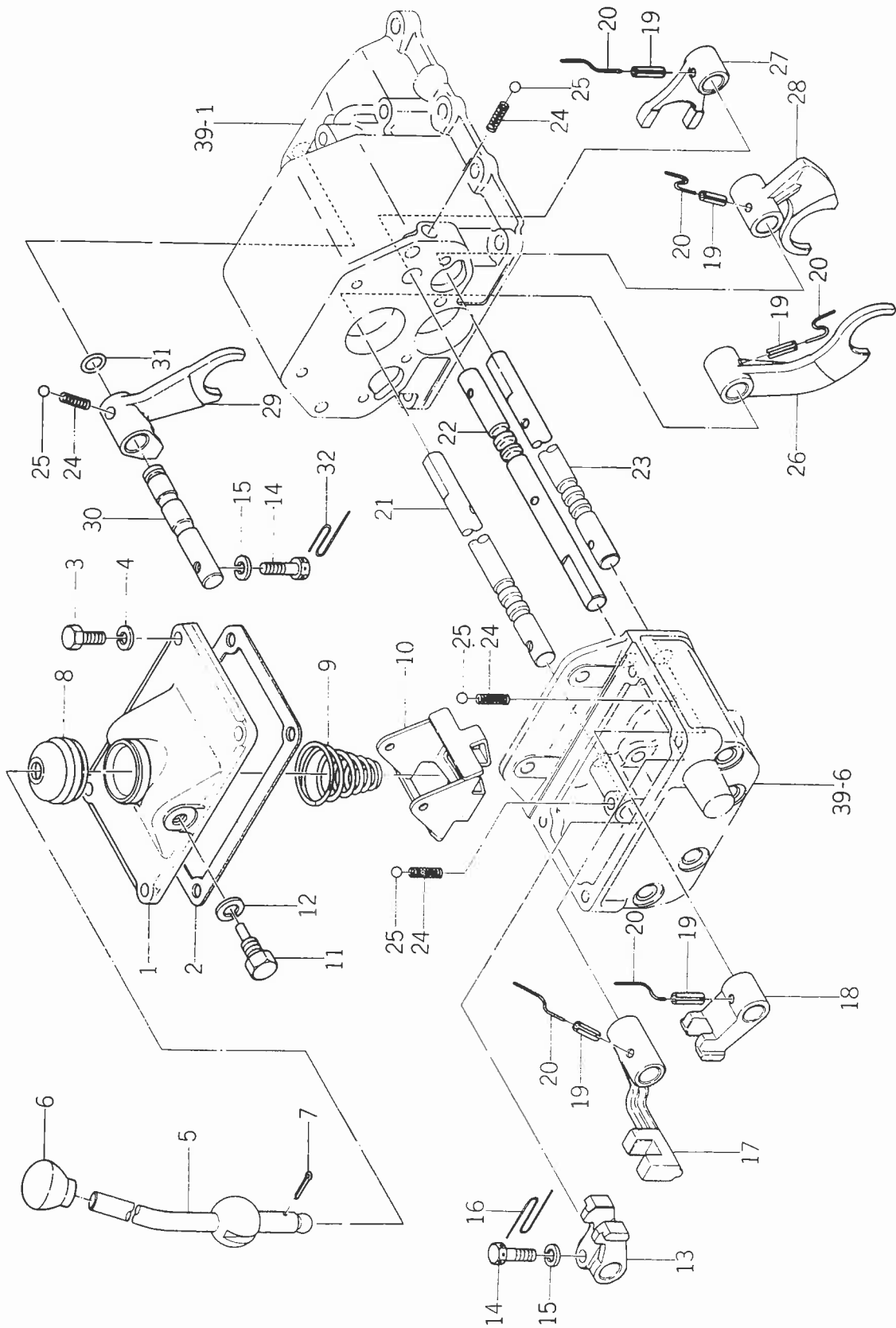
Fig. 41 CREEP GEAR SYSTEM

Reducteur



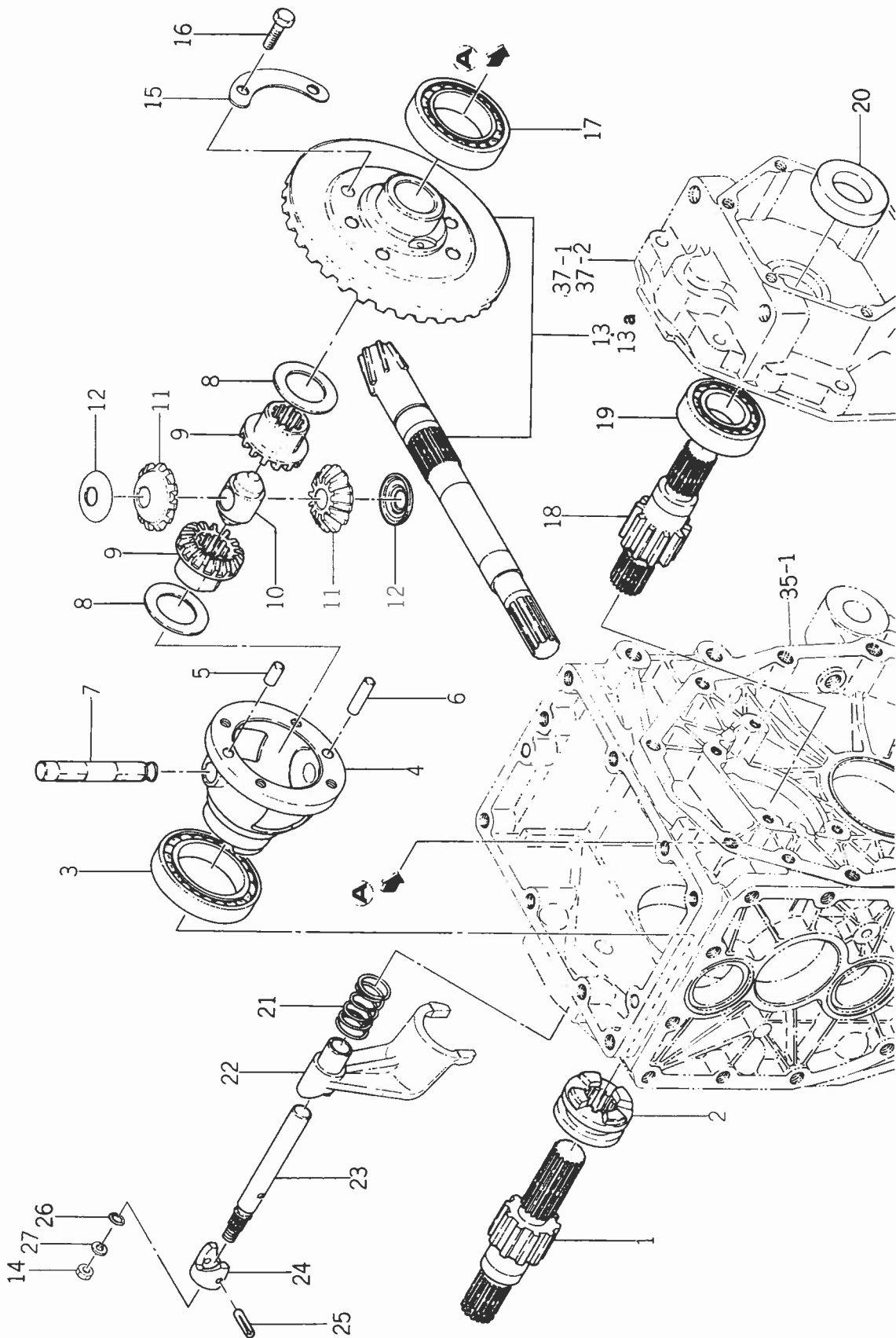
Ref No. Réf N°.	Parts No. Pièces N°.	Description Désignation	Qty Quant		Remarks Remarques
			T	F	
41- 1	1427-252-0010-0	SHAFT, COUNTER Arbre	1	1	★
41- 2	1427-252-0020-0	CAP, BLANK Fausset	1	1	★
41- 3	V705-140-0400-0	RING, SNAP/C 40 Collet d'axe	1	1	★
41- 4	V600-110-6203-0	BEARING, RB/6203 Roulement	1	1	★
41- 5	1427-252-0030-0	GEAR, COUNTER/29T Pignon etage	1	1	★
41- 6	1365-224-0020-0	WASHER Rondelle	1	1	★
41- 7	1427-252-0040-0	GEAR, COUNTER/33-21-14T Pignon etage	1	1	★
41- 8	V654-420-2417-0	BEARING, NR/KT202417 Roulement	1	1	★
41- 9	V654-420-2422-0	BEARING, NR/KTW202422 Roulement	1	1	★
41-10	1427-252-0050-0	PIPE/18 Tube	1	1	★
41-11	1427-252-0060-0	GEAR, COUNTER/14T Pignon	1	1	★
41-12	1427-252-0070-0	COLLAR, THRUST Rondelle d'appui	1	1	★
41-13	V653-615-2122-0	BEARING, NR/TLA1522 Roulement	1	1	★
41-14	V705-140-0210-0	RING, SNAP/C 21 Collet d'axe	1	1	★
41-15	1427-253-0010-0	SHAFT, CHANGE Arbre primaire	1	1	★
41-16	V705-140-0400-0	RING, SNAP/C 40 Collet d'axe	2	2	★
41-17	V600-110-6203-0	BEARING, RB/6203 Roulement	2	2	★
41-18	1427-253-0020-0	GEAR, COUNTER/16T Roue de transmission	1	1	★
41-19	V704-140-0200-0	RING, SNAP/C 20 Collet d'axe	1	1	★
41-20	1427-253-0030-0	GEAR, SHIFT/24-32T Pignon	1	1	★
41-21	1427-252-0020-0	CAP, BLANK Fausset	1	1	★

Fig. 42 CREEP SHIFTER SYSTEM
Fourchette de baladeurs



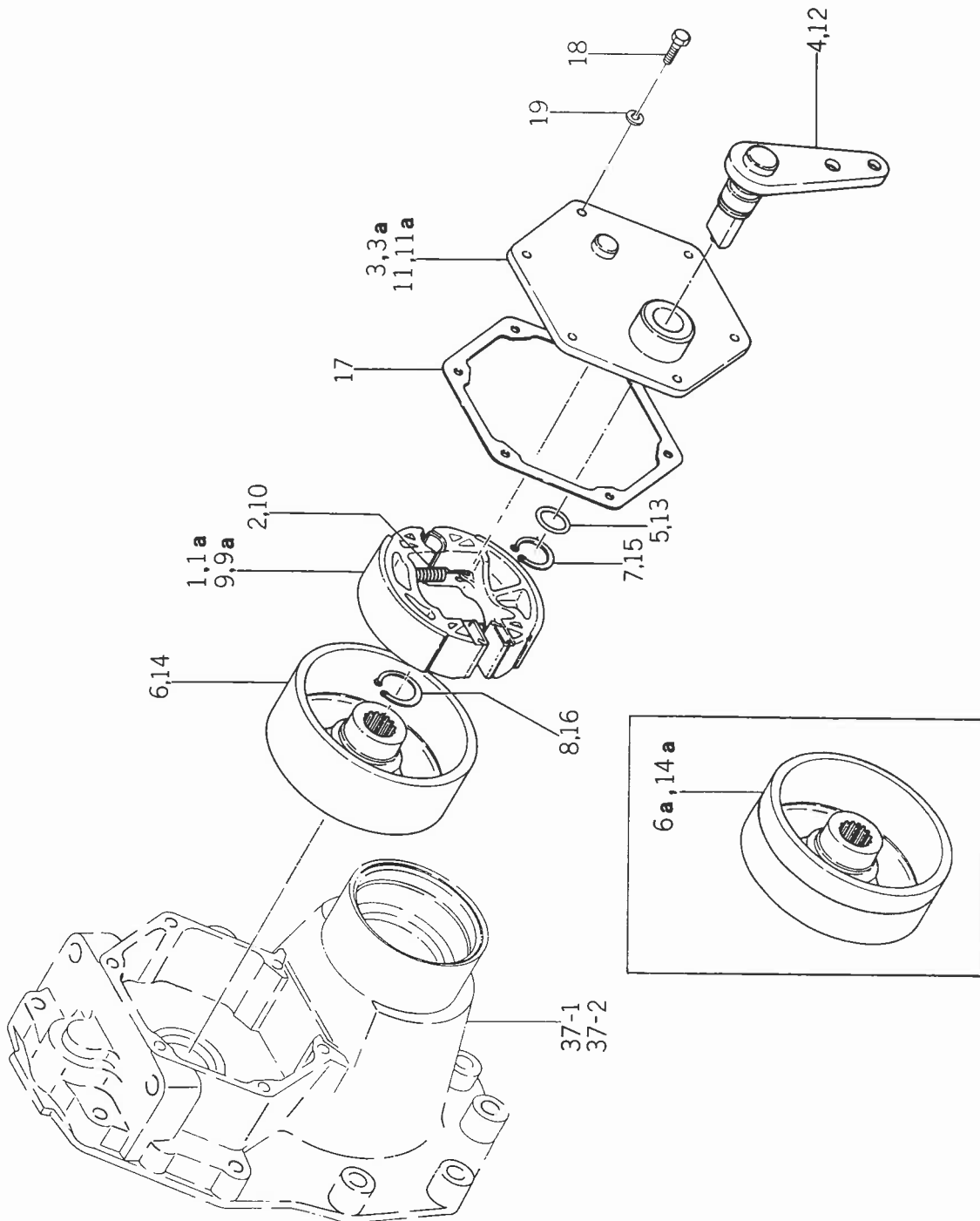
Ref No. Réf N°	Parts No. Pièces N°	Description Désignation	Qty Quant		Remarks Remarques
			T	F	
42- 1	1427-258-0010-0	METAL, SHIFT Couvercle	1	1	★
42- 2	1427-258-0020-0	PACKING, SHIFT METAL Joint	1	1	★
42- 3	V201-260-8020-0	BOLT/M8x20	4	4	★
42- 4	V401-160-0080-0	WASHER, SP/M8 Vis	4	4	★
42- 5	1427-258-0030-0	LEVER, MAIN SHIFT Rondelle frein Lever de changement	1	1	★
42- 6	1414-207-0050-0	KNOB, LEVER/48 Pommeau	1	1	★
42- 7	V500-153-0018-0	PIN, SPLIT/3x18 Goupille fendue	1	1	★
42- 8	1403-207-0010-0	BOOT, SHIFT LEVER Cupule de rotule	1	1	★
42- 9	1427-258-0040-0	SPRING, CONICAL Ressort	1	1	★
42-10	1427-258-2000-0	PLATE, LOCK Arretoir	1	1	★
42-11	1427-258-0050-0	BOLT, SET Vis	2	2	★
42-12	V401-160-0100-0	WASHER, SP/M10 Rondelle frein	2	2	★
42-13	1427-255-0030-0	ARM, HIGH SHIFT Doigt	1	1	★
42-14	1427-255-0040-0	BOLT/M8x25 Vis	2	2	★
42-15	V401-160-0080-0	WASHER, SP/M8 Rondelle frein	2	2	★
42-16		WIRE/1.0x140 Fil	1	1	★
42-17	1427-256-0030-0	ARM, CREEP SHIFT Doigt	1	1	★
42-18	1427-254-0030-0	ARM, LOW SHIFT Doigt	1	1	★
42-19	V580-140-6022-0	PIN, SPRING/W 6x22 Goupille elastique	5	5	★
42-20		WIRE/1.0x70 Fil	5	5	★
42-21	1427-255-0020-0	STAY, HIGH SHIFTER Guide fourchette	1	1	★
42-22	1427-256-0020-0	STAY, CREEP SHIFTER Guide fourchette	1	1	★
42-23	1427-254-0020-0	STAY, LOW SHIFTER Guide fourchette	1	1	★
42-24	1302-225-0030-0	SPRING, SHIFTER Ressort de fourchette	4	4	★
42-25	V680-200-0010-0	BALL, STEEL/5/16 Bille de verrouillage	4	4	★
42-26	1427-255-0010-0	SHIFTER, HIGH Fourchette (hauts rapports)	1	1	★
42-27	1427-256-0010-0	SHIFTER, CREEP Fourchette	1	1	★
42-28	1427-254-0010-0	SHIFTER, LOW Fourchette (rapports lents)	1	1	★
42-29	1427-257-0010-0	SHIFTER, SUB Fourchette de subdivision	1	1	★
42-30	1427-257-0020-0	STAY, SUB SHIFTER Guide	1	1	★
42-31	V720-102-4010-0	O-RING/P10A Joint torique	1	1	★
42-32		WIRE/1.0x90 Fil	1	1	★

Fig. 43 DIFFERENTIAL GEAR SYSTEM
 Commande et blocage du différentiel



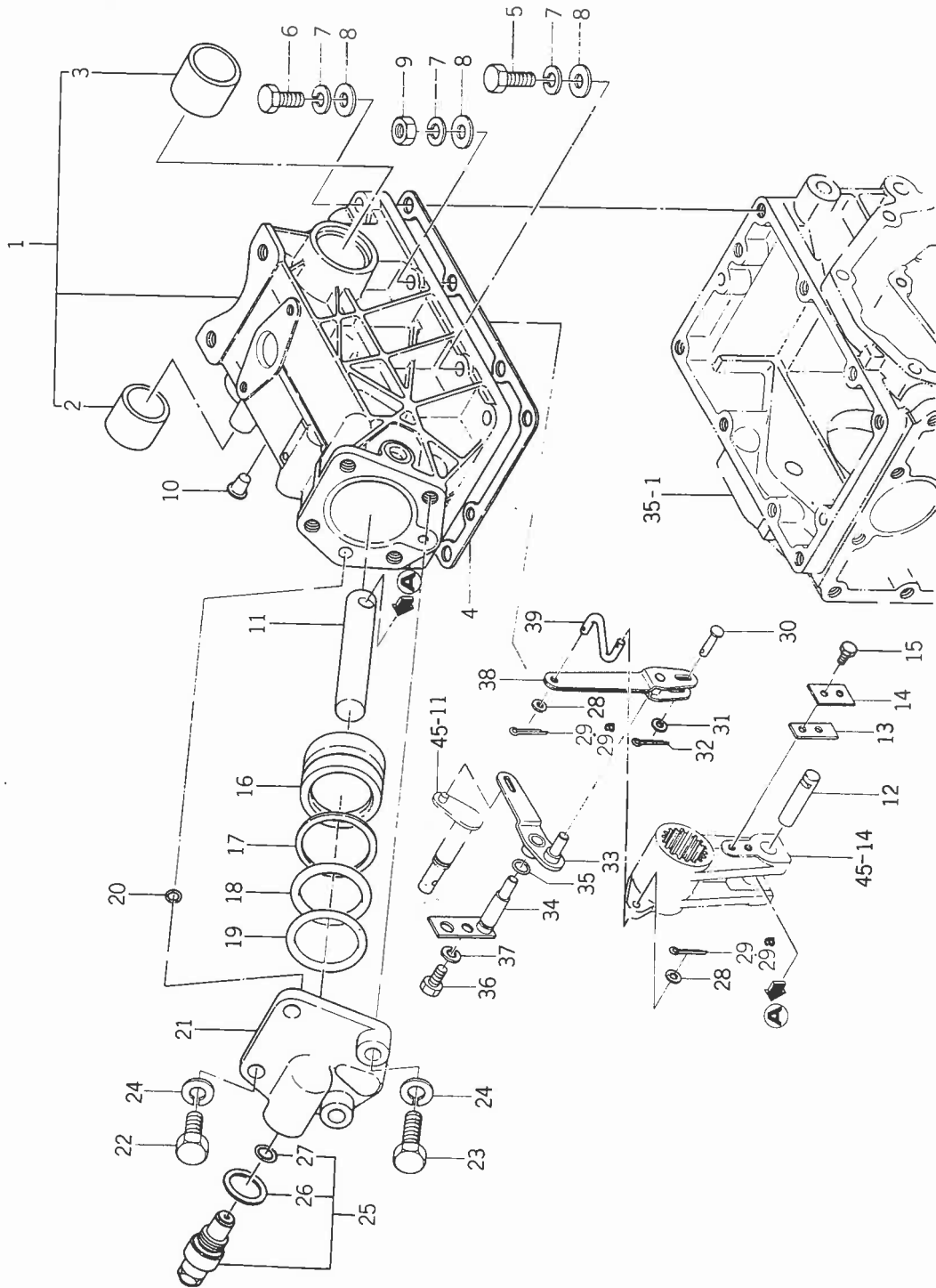
Ref No. Réf N°.	Parts No. Pièces N°.	Description Désignation	Qty Quat		Remarks Remarques
			T	F	
43- 1	1427-301-0120-0	PINION, WHEEL RH/11T Pignon de roue ar d	1	1	
43- 2	1427-301-0131-0	CLUTCH, DIFF-LOCK Crabot directionnel	1	1	
43- 3	V600-110-6010-0	BEARING, RB/6010 Roulement	1	1	
43- 4	1427-301-0021-0	CASE, DIFF Boitier de différentiel	1	1	
43- 5	V521-100-8016-0	PIN, B/8x16 Pion de centrage	1	1	
43- 6	V521-100-8030-0	PIN, B/8x30 Pion de centrage	1	1	
43- 7	1427-301-0030-0	SHAFT, DIFF-PINION Axe de satellites	1	1	
43- 8	1427-301-0070-0	COLLAR, THRUST/32x48x1 Rondelle d'appui	2	2	
43- 9	1427-301-0060-0	GEAR, DIFF-SIDE/14T Planétaire	2	2	
43-10	1427-301-0090-0	HOLDER, PINION SHAFT Noiz de différentiel	1	1	
43-11	1427-301-0040-0	PINION, DIFF/12T Satellite	2	2	
43-12	1427-301-0050-0	COLLAR, PINION THRUST Coupelle de jeu	2	2	
43-13	1427-020-2000-0	GEAR, DRIVE SET/7T Pignon d'attache	1	1	
43-13 a	1427-020-2002-0	GEAR, DRIVE SET/7T Pignon d'attache	1	1	
43-14	V303-260-0100-0	NUT/M10 Ecrou	1	1	
43-15	1427-301-0080-0	WASHER, LOCK Segment d'arrêt	2	2	
43-16	V201-460-8025-0	BOLT/M8x25 9T Vis	4	4	
43-17	V600-110-6009-0	BEARING, RB/6009 Roulement	1	1	
43-18	1427-301-0110-0	PINION, WHEEL LH/11T Pignon de roue ar g.	1	1	
43-19	V600-110-6206-0	BEARING, RB/6206 Roulement	2	2	
43-20	V744-130-4508-0	SEAL, OIL/TC30458 Joint a levres	2	2	
43-21	1427-301-0180-0	SPRING, PRESS/40 Ressort de fourchette	1	1	
43-22	1427-301-0140-0	SHIFTER, DIFF-LOCK Fourchette de crabotage	1	1	
43-23	1427-301-0150-0	STAY, SHIFTER Guide fourchette	1	1	
43-24	1427-301-0160-0	CAM, DIFF-LOCK Game de fourchette	1	1	
43-25	1427-301-0170-0	PIN, GROOVED/5x25 Goupille	1	1	
43-26	V720-102-4010-0	O-RING/P10A Joint torique	1	1	
43-27	V401-160-0100-0	WASHER, SP/M10 Rondelle frein	1	1	

Fig. 44 BRAKE SYSTEM
Frein



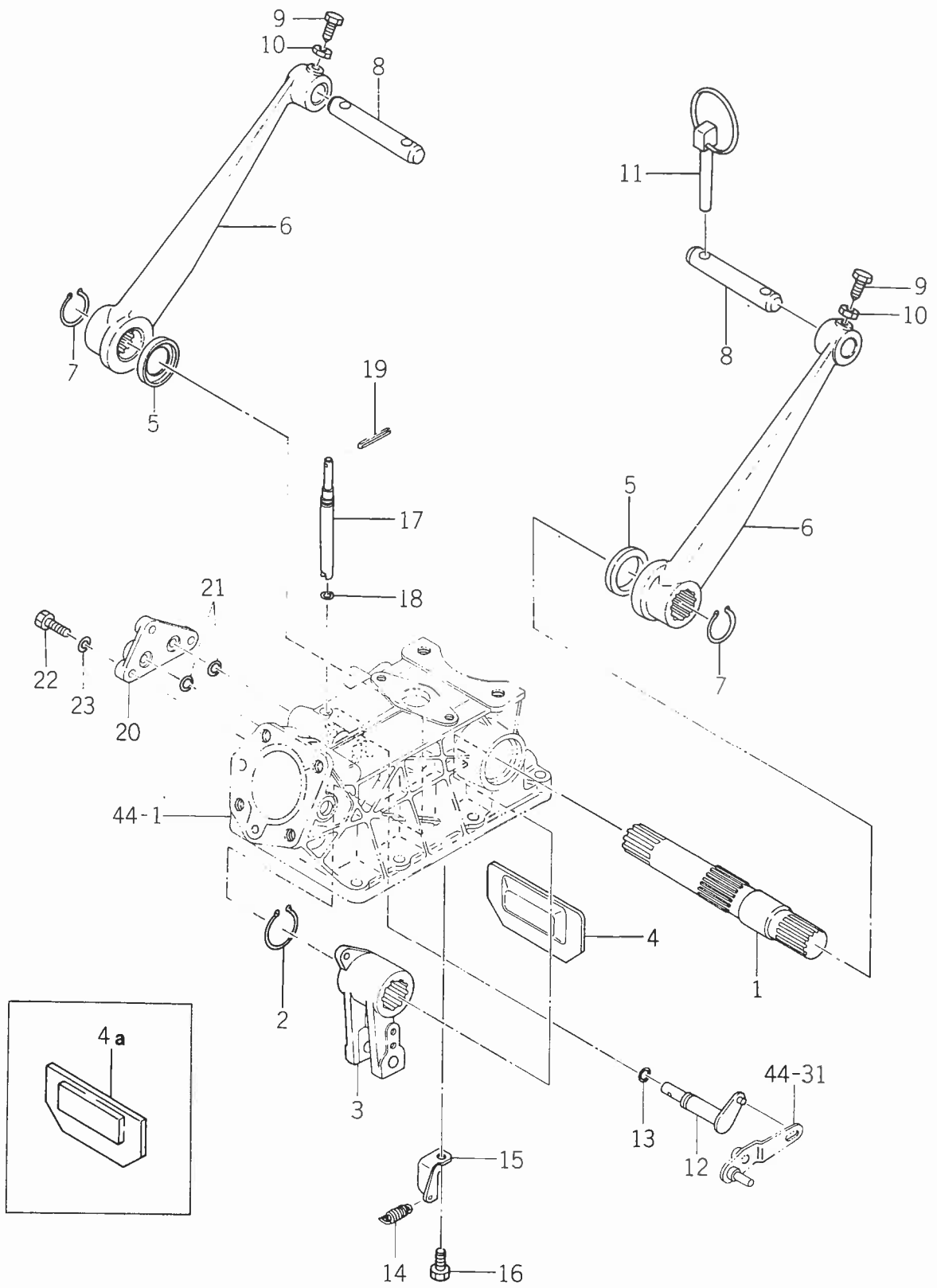
Ref No. Réf N°.	Parts No. Pièces N°.	Description Désignation	Qty Quant		Remarks Remarques
			T	F	
44- 0-1	1427-310-2000-0	BRAKE, LH ASSY Frein g. complet	1	1	
44- 0-1a	1427-310-2001-0	BRAKE, LH ASSY Frein g. complet	1	1	
44- 1	1427-310-2100-0	•SHOE, BRAKE Machoire	2	2	
44- 1a	1427-310-2101-0	•SHOE, BRAKE Machoire	2	2	
44- 2	1427-310-0010-0	•SPRING, TENSION Ressort	2	2	
44- 3	1427-310-2200-0	•COVER, BRAKE Flasque g.	1	1	
44- 3a	1427-310-2201-0	•COVER, BRAKE Flasque g.	1	1	
44- 4	1427-310-2300-0	•PIN, BRAKE CAM LH Game g.	1	1	
44- 5	V720-102-4018-0	•O-RING/P18 Joint torique	1	1	
44- 6	1427-310-2400-0	•DRUM, BRAKE Tambour	1	1	
44- 6a	1427-310-0030-0	•DRUM, BRAKE Tambour	1	1	
44- 7	V704-140-0220-0	•RING, SNAP/C 22 Collet d'axe	1	1	
44- 8	V704-140-0250-0	•RING, SNAP/C 25 Collet d'axe	1	1	
44- 0-2	1427-310-2500-0	BRAKE, RH ASSY Frein d. complet	1	1	
44- 0-2a	1427-310-2501-0	BRAKE, RH ASSY	1	1	
44- 9	1427-310-2100-0	•SHOE, BRAKE Machoire	2	2	
44- 9a	1427-310-2101-0	•SHOE, BRAKE Machoire	2	2	
44-10	1427-310-0010-0	•SPRING, TENSION Ressort	2	2	
44-11	1427-310-2200-0	•COVER, BRAKE Flasque d.	1	1	
44-11a	1427-310-2201-0	•COVER, BRAKE Flasque d.	1	1	
44-12	1427-310-2700-0	•PIN, BRAKE CAM RH Game d.	1	1	
44-13	V720-102-4018-0	•O-RING/P18 Joint torique	1	1	
44-14	1427-310-2400-0	•DRUM, BRAKE Tambour	1	1	
44-14a	1427-310-0030-0	•DRUM, BRAKE Tambour	1	1	
44-15	V704-140-0220-0	•RING, SNAP/C 22 Collet d'axe	1	1	
44-16	V704-140-0250-0	•RING, SNAP/C 25 Collet d'axe	1	1	
44-17	1427-310-0020-0	PACKING, BRAKE COVER Joint de flasque	2	2	
44-18	V201-260-8020-0	BOLT/M8x20 Vis	12	12	
44-19	V401-160-0080-0	WASHER, SP/M8 Rondelle frein	12	12	

Fig. 45 HYDRAULIC CYLINDER CASE SYSTEM
 Mechanisme de relevage hydraulique



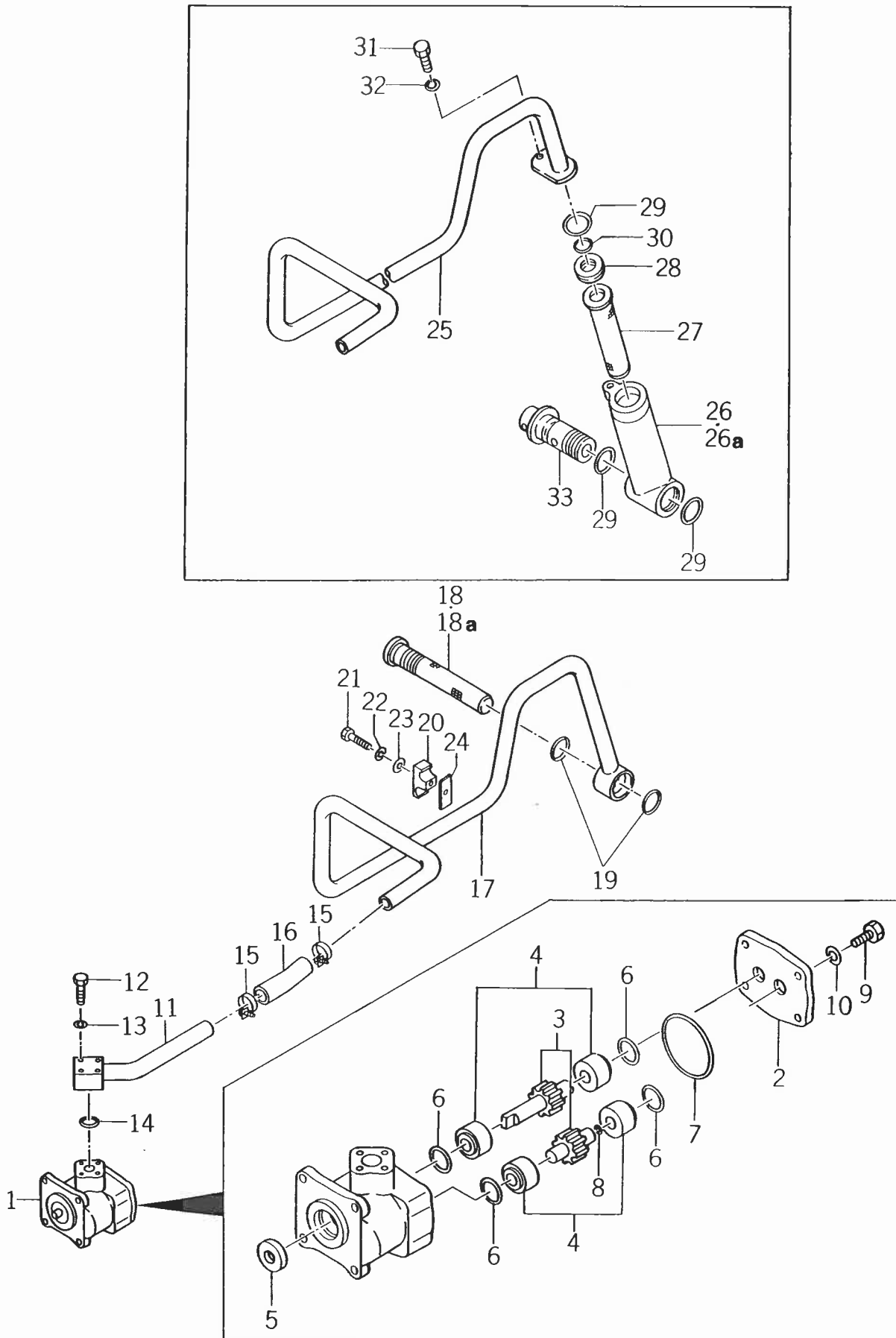
Ref No. Réf No.	Parts No. Pièces No.	Description Désignation	Qty Quant		Remarks Remarques
			T	F	
45- 1	1434-501-2000-0	CASE, CYL SET Verin	1	1	
45- 2	1427-501-0020-0	• BUSH/30×34×30 Coussinet	1	1	
45- 3	1427-501-0030-0	• BUSH/35×39×30 Coussinet	1	1	
45- 4	1427-501-0040-0	PACKING, CYL CASE Joint	1	1	
45- 5	V201-261-0040-0	BOLT/M10×40 Vis	5	5	
45- 6	V201-261-0045-0	BOLT/M10×45 Vis	2	2	
45- 7	V401-160-0100-0	WASHER, SP/M10 Rondelle frein	9	9	
45- 8	V413-160-0100-0	WASHER/M10 Rondelle	9	9	
45- 9	V303-260-0100-0	NUT/M10 Ecrou	2	2	
45-10	1427-201-0160-0	CAP, BLANK/M12 Fausset	4	4	
45-11	1427-503-0021-0	ROD Tige	1	1	
45-12	1427-503-0031-0	PIN, ROD Axe de tige	1	1	
45-13	1427-503-0040-0	PLATE, SET A Plaque	1	1	
45-14	1427-503-0050-0	PLATE, SET B Plaque	1	1	
45-15	V200-260-6014-0	BOLT/M6×14 Vis	2	2	
45-16	1427-503-0010-0	PISTON Piston	1	1	
45-17	1414-503-0040-0	RING, BACK-UP/P50A Rondelle de recul	1	1	
45-18	1414-503-0030-0	O-RING/P50A Joint torique	1	1	
45-19	V721-113-1055-0	O-RING/G55 Joint torique	1	1	
45-20	V720-102-4012-0	O-RING/P12 Joint torique	2	2	
45-21	1434-501-0020-0	HEAD, CYL Culasse	1	1	
45-22	V201-261-2035-0	BOLT/M12×35 Vis	2	2	
45-23	V201-261-2055-0	BOLT/M12×55 Vis	2	2	
45-24	V401-160-0120-0	WASHER, SP/M12 Rondelle frein	4	4	
45-25	1434-503-2200-0	VALVE, SAFETY ASSY Soupape de surete	1	1	
45-26	1434-503-2220-0	• PACKING Joint	1	1	
45-27	V720-112-4012-0	• O-RING/P12 Joint torique	1	1	
45-28	V413-160-0060-0	WASHER/M6 Rondelle	2	2	
45-29	V500-152-5015-0	PIN, SPLIT/2.5×15 Goupille fendue	2	2	
45-29 a	V500-152-0015-0	PIN, SPLIT/2×15 Goupille fendue	2	2	
45-30	1434-503-0020-0	PIN/5×17 Goupille	1	1	
45-31	V411-160-0050-0	WASHER/M5 Rondelle	1	1	
45-32	V500-152-0015-0	PIN, SPLIT/2×15 Goupille fendue	1	1	
45-33	1434-503-2400-0	LINK, SUPPORT Barre	1	1	
45-34	1434-503-2500-0 0	PIN, SUPPORT Axe	1	1	
45-35	V720-101-9007-0	O-RING/P7 Joint torique	1	1	
45-36	V201-260-8016-0	BOLT/M8×16 Vis	1	1	
45-37	V401-160-0080-0	WASHER, SP/M8 Rondelle frein	1	1	
45-38	1434-503-2300-0	LINK, SPOOL Barre	1	1	
45-39	1434-503-0010-0	LINK, CRANK Barre de liaison	1	1	

Fig. 46 LIFT ARM SYSTEM
Relevage bras



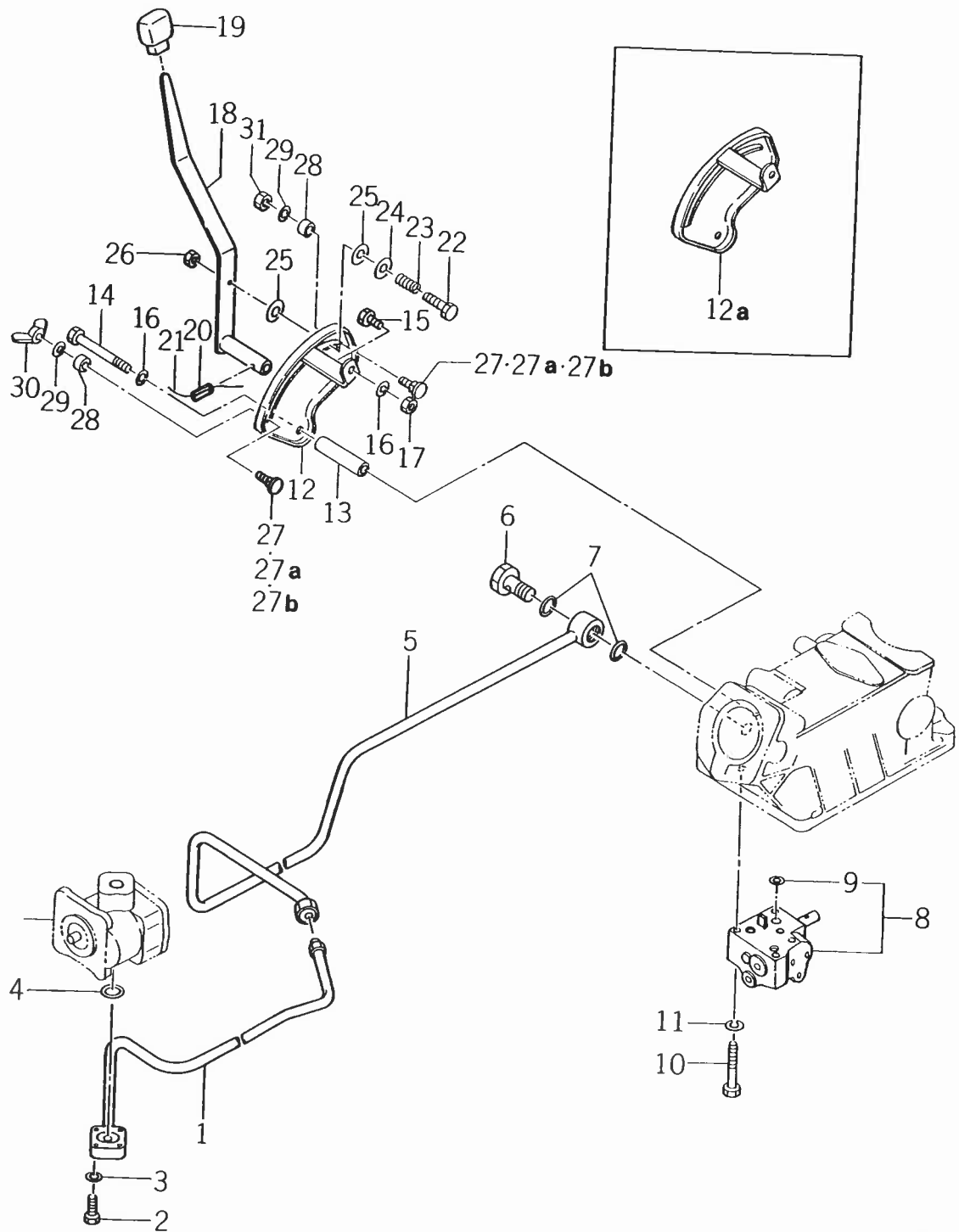
Ref No. Réf N°.	Parts No. Pièces N°.	Description Désignation	Qty Quaut		Remarks Remarques
			T	F	
46- 1	1434-502-0010-0	SHAFT, LIFT Arbre de relevage	1	1	
46- 2	V704-140-0350-0	RING, SNAP/35 Collet d'axe	1	1	
46- 3	1434-502-0021-0	CRANK, LIFT Chape	1	1	
46- 4	1434-502-0030-0	STOPPER, CRANK Butée de chape	1	1	
46- 4a	1434-502-2100-0	STOPPER, CRANK Butée de chape	1	1	
46- 5	V742-130-4506-0	SEAL, OIL/VC30456 Joint à lèvres	2	2	
46- 6	1427-502-2010-0	ARM, LIFT Bras de relevage	2	2	
46- 7	V704-140-0300-0	RING, SNAP/30 Collet d'axe	2	2	
46- 8	1427-502-0030-0	PIN, LIFT ARM Axe de bras	2	2	
46- 9	1404-502-0130-0	BOLT/M8x25 Vis	2	2	
46-10	V302-260-0080-0	NUT/M8 Ecrou	2	2	
46-11	1421-502-0020-0	PIN, LINK Goupille	2	2	
46-12	1434-503-2600-0	ARM, LINK SHIFT Bras	1	1	
46-13	V720-102-4010-0	O-RING/P10A Joint torique	1	1	
46-14	1434-501-0060-0	SPRING, TENSION/31 Ressort	1	1	
46-15	1434-501-0050-0	HOOK, SPRING Attache de ressort	1	1	
46-16	V201-260-8016-0	BOLT/M8x16 Vis	1	1	
46-17	1434-501-0040-0	PIN, ADJ Axe de réglage	1	1	
46-18	V720-101-9007-0	O-RING/P7 Joint torique	1	1	
46-19	V580-140-4036-0	PIN, SPRING/W 4x36 Goupille elastique	1	1	
46-20	1434-501-0030-0	COVER, SUB CONTROL Couvercle	1	1	
46-21	V720-112-4012-0	O-RING/P12 Joint torique	2	2	
46-22	V201-260-8025-0	BOLT/M8x25 Vis	3	3	
46-23	V401-160-0080-0	WASHER, SP/M8 Rondelle frein	3	3	

Fig. 47 HYDRAULIC PIPING SYSTEM (4)
Hydraulique tuyautage



Ref No. Réf N°	Parts No. Pièces N°	Description Désignation	Qty Quant		Remarks Remarques
			T	F	
47- 1	1434-503-2000-0	PUMP, GEAR ASSY Pompe complet	1	1	
47- 2	1434-503-2020-0	•COVER Couvercle	1	1	
47- 3	1434-503-2030-0	•GEAR KIT Pignon	1	1	
47- 4	1434-503-2040-0	•BUSH KIT Bague	2	2	
47- 5	V744-114-2807-0	•SEAL, OIL/TC14287 Joint a levres	1	1	
47- 6	V720-112-4022-0	•O-RING/P22 HS90 Joint torique	4	4	
47- 7	V721-113-1050-0	•O-RING/G50 HS90 Joint torique	1	1	
47- 8	V720-111-9005-0	•O-RING/P5 HS90 Joint torique	1	1	
47- 9	V220-340-8020-0	•BOLT/M8X20 7T Vis	6	6	
47-10	V401-160-0080-0	•WASHER, SP/M8 Rondelle frein	6	6	
47-11	1434-503-2800-0	PIPE, SUCTION B Tubulure d'aspiration	1	1	
47-12	V200-260-6035-0	BOLT/M6X35 Vis	4	4	
47-13	V401-160-0060-0	WASHER, SP/M6 Rondelle frein	4	4	
47-14	V720-102-4020-0	O-RING/P20 Joint torique	1	1	
47-15	1426-506-0110-0	CLIP/26 Collier	2	2	
47-16	1426-506-0080-0	HOSE, RUBBER/19x25x100 Durit	1	1	
47-17	1434-503-2700-0	PIPE, SUCTION A Tubulure d'aspiration	1	1	
47-18	1427-503-0060-0	FILTER, SUCTION Crepine aspirante	1	1	{ T ~#2784 } for E20,21,22, { F ~#4084 } 40,41,42,43, { T #2785~ } 50,51,52 { F #4085~ }
47-18 a	1427-503-0061-0	FILTER, SUCTION Crepine aspirante	1	1	
47-19	V720-103-5028-0	O-RING/P28 Joint torique	2	2	
47-20	1427-503-0071-0	CLAMP, PIPE Serre tube	1	1	
47-21	V201-260-8040-0	BOLT/M8X40 Vis	1	1	
47-22	V401-160-0080-0	WASHER, SP/M8 Rondelle frein	1	1	
47-23	V413-160-0080-0	WASHER/M8 Rondelle	1	1	
47-24	1427-503-0080-0	CUSHION/RUBBER Cale	1	1	
47-25	1434-503-3100-0	PIPE, SUCTION C Tubulure d'aspiration	1	1	} for E61,62
47-26	1434-503-0040-0	CASE, OIL FILTER Filtre a huile	1	1	
47-26 a	1434-503-0041-0	CASE, OIL FILTER Filtre a huile	1	1	
47-27	1434-503-3200-0	FILTER, OIL Filtre a huile	1	1	
47-28	1434-503-0050-0	SPACER Douille	3	3	
47-29	V720-103-5028-0	O-RING/P28 Joint torique	1	1	
47-30	V720-102-4020-0	O-RING/P20 Joint torique	1	1	
47-31	V201-260-8018-0	BOLT/M8X18 Vis	1	1	
47-32	V401-160-0080-0	WASHER, SP/M8 Rondelle frein	1	1	
47-33	1434-503-3300-0	BOLT, SET Vis	1	1	

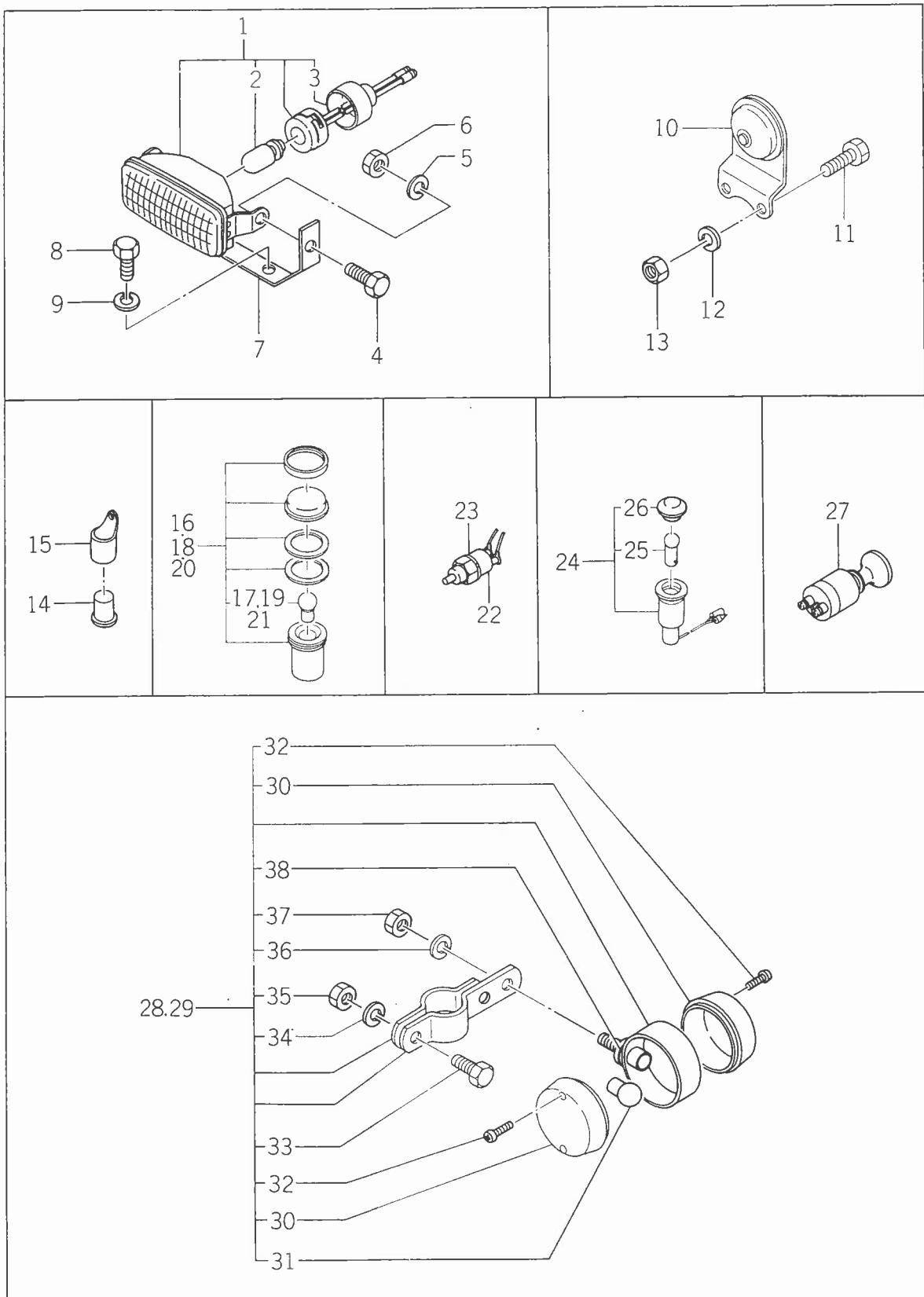
Fig. 48 HYDRAULIC PIPING SYSTEM (2)
Hydraulique tuyautage



Ref No. Réf No.	Parts No. Pièces No.	Description Désignation	Qty Quant		Remarks Remarques
			T	F	
48- 1	1434-503-3000-0	PIPE, DEL B Tubulure de reboulement	1	1	
48- 2	V200-260-6025-0	BOLT/M6x25 Vis	4	4	
48- 3	V401-160-0060-0	WASHER, SP/M6 Rondelle	4	4	
48- 4	V720-102-4020-0	O-RING/P20 Joint to rique	1	1	
48- 5	1434-503-2900-0	PIPE, DEL A Tubulure de reboulement	1	1	
48- 6	1415-505-0140-0	BOLT, CONNECTOR Vis record	1	1	
48- 7	V720-102-4018-0	O-RING/P18 Joint torique	2	2	
48- 8	1434-503-2100-0	VALVE, CONTROL ASSY Distributeur hydraulique	1	1	
48- 9	V720-101-9010-0	O-RING/P10 Joint	3	3	
48-10	V201-260-8050-0	BOLT/M8x50 Vis	3	3	
48-11	V401-160-0080-0	WASHER, SP/M8 Rondelle frein	3	3	
48-12	1434-504-2000-0	GUIDE, CONTROL LEVER Secteur guidage	1	1	
48-12 a	1434-504-2001-0	GUIDE, CONTROL LEVER Secteur guidage	1	1	
48-13	1434-504-0010-0	PIPE/67 Manchon	2	2	
48-14	V201-260-8085-0	BOLT/M8x85 Vis	2	2	
48-15	V201-260-8016-0	BOLT/M8x16 Vis	1	1	
48-16	V401-160-0080-0	WASHER, SP/M8 Rondelle frein	3	3	
48-17	V300-260-0080-0	NUT/M8 Ecou	1	1	
48-18	1434-504-2100-0	LEVER, CONTROL Lever de commande	1	1	
48-19	1434-504-0020-0	GRIP Poignee	1	1	
48-20	V580-140-5018-0	PIN, SPRING/W 5x18 Goupille elastique	1	1	
48-21		WIRE/1.0x70 Fil	1	1	
48-22	V200-260-6040-0	BOLT/M6x40 Vis	1	1	
48-23	1421-507-0150-0	SPRING, PRESS/26 Ressort	1	1	
48-24	1421-507-0140-0	WASHER/6x24x2 Rondelle	1	1	
48-25	1421-507-0130-0	LINING Rondelle	2	2	
48-26	V302-260-0060-0	NUT/M6 Ecou	1	1	
48-27	1421-507-0160-0	BOLT, LEVER SET Vis	2	2	
48-27 a	1421-507-0161-0	BOLT, LEVER SET Vis	2	2	
48-27 b	1421-507-0162-0	BOLT, LEVER SET Vis	2	2	
48-28	1421-507-0170-0	COLLAR/9x14x8 Collier	2	2	
48-29	V401-160-0080-0	WASHER, SP/M8 Rondelle	2	2	
48-30	V370-160-0080-0	NUT, WING/M8 Ecou	1	1	
48-31	V300-260-0080-0	NUT/M8 Ecou	1	1	

Ref No. Réf No.	Parts No. Pièces No.	Description Désignation	Qty Quant		Remarks Remarques
			T	F	
49- 1	1434-611-2000-0	SEAT ASSY Siege complet	1	1	
49- 1 a	1434-611-2001-0	SEAT ASSY Siege complet	1	1	
49- 2	1427-611-2200-0	• SEAT, B Siege	1	1	
49- 2 a	1421-611-0020-0	• SEAT, B Siege	1	1	
49- 3	1421-611-0030-0	• PLATE, A Dossier	1	1	
49- 3 a	1480-611-2010-0	• PLATE, SET Dossier	1	1	
49- 4	V200-260-6020-0	• BOLT/M6x20 Vis	2	2	} for E40,41,42,43,E50,51,52,61,62
49- 5	V200-260-6030-0	• BOLT/M6x30 Vis	2	2	
49- 6	V401-160-0060-0	• WASHER, SP/M6 Rondelle frein	4	4	
49- 7	V413-160-0060-0	• WASHER/M6 Rondelle	4	4	
49- 7 a	3740-162-0050-0	• WASHER Rondelle	4	4	
49- 8	3737-154-0020-0	PIN, SEAT SET Gond de siege	1	1	
49- 8 a	1488-611-0030-0	PIN, SEAT SET Gond de siege	1	1	
49- 9	1305-241-0010-0	PIN, HAIR Attache beta	1	1	} for E40,41,42,43,50,51,52,61,62
49-10	1434-611-2200-0	BRACKET, SEAT Berceau de siege	1	1	} for E20,21,22,40, 41,42,43,50, 51,52,61,62
49-10 a	1434-611-2201-0	BRACKET, SEAT Berceau de siege	1	1	
49-11	1421-611-0040-0	CUSHION/RUBBER Cale	2	2	
49-12	1414-632-0050-0	BUFFERA/RUBBER Cale	2	2	
49-13	7954-205-1010-0	CAP, OIL/30 Bouchon	1	1	
49-14	V201-260-8016-0	BOLT/M8x16 Vis	2	2	
49-15	V401-160-0080-0	WASHER, SP/M8 Rondelle frein	2	2	
49-16	V413-160-0080-0	WASHER/M8 Rondelle frein	2	2	
49-17	1427-611-0010-0	PACKING/RUBBER Joint	1	1	
49-18	1427-606-2100-1	FENDER, RH Gardeboue d.	1	1	
49-19	1427-606-2000-1	FENDER, LH Gardeboue g.	1	1	
49-20	1434-606-0010-0	STAY, FENDER Raidisseur g.	1	1	
49-21	V201-260-8020-0	BOLT/M8x20 Vis	3	3	
49-22	V413-160-0080-0	WASHER/M8 Rondelle	3	3	
49-23	V401-160-0080-0	WASHER, SP/M8 Rondelle frein	3	3	
49-24	V300-260-0080-0	NUT/M8 Ecrou	3	3	
49-25	1434-611-0021-0	CAP/M8 Bouchon	2	2	
49-26	V300-260-0080-0	NUT/M8 Ecrou	4	4	
49-27	V201-261-2025-0	BOLT/M12x25 Vis	4	4	
49-28	V401-160-0120-0	WASHER, SP/M12 Rondelle frein	4	4	
49-29	V413-160-0120-0	WASHER/M12 Rondelle	4	4	
49-30	1427-606-2200-0	REST, ARM Main courante	2	2	
49-31	V201-260-8016-0	BOLT/M8x16 Vis	4	4	
49-31 a	V201-260-8020-0	BOLT/M8x20 Vis	4	4	
49-32	V401-160-0080-0	WASHER, SP/M8 Rondelle	4	4	
49-33	V413-160-0080-0	WASHER/M8 Rondelle	2	2	
49-34	V201-260-8016-0	BOLT/M8x16 Vis	4	4	
49-35	V413-160-0080-0	WASHER/M8 Rondelle	4	4	
49-36	V401-160-0080-0	WASHER, SP/M8 Rondelle frein	4	4	
49-37	1488-611-2001-0	SEAT ASSY Siege complet	1	1	} for E40,41,42,43,50,51,52,61,62
49-38	1480-611-2010-0	• PLATE, SET Dossier	1	1	
49-39	1434-611-2010-0	• CAP/10x3.5 Fanuset	2	2	

Fig. 50 ELECTRICAL SYSTEM (1)
 Equipment électrique

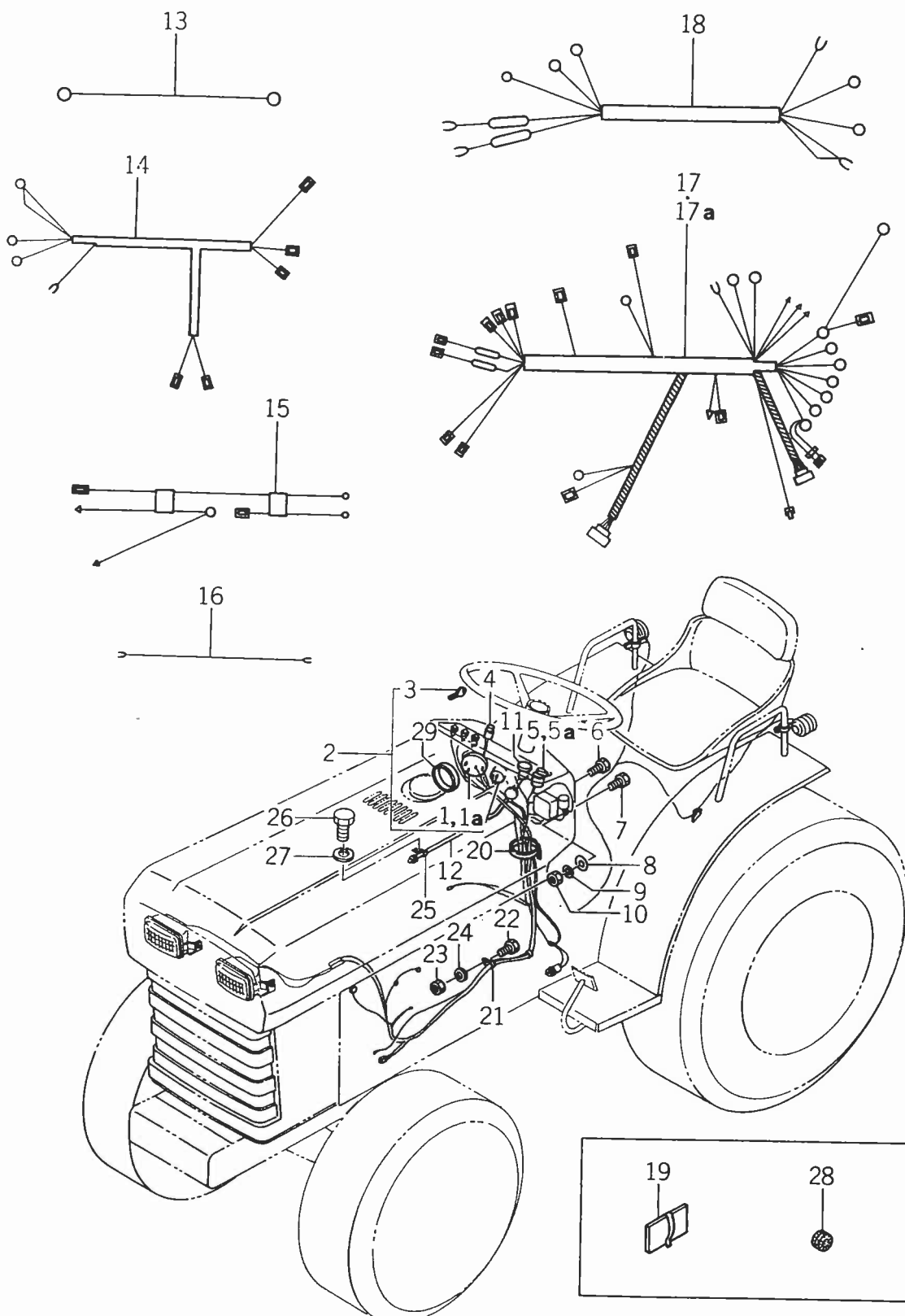


Ref No. Réf No.	Parts No. Pièces No.	Description Désignation	Qty Quant		Remarks Remarques
			T	F	
50- 1	1427-621-3200-0	LAMP, HEAD ASSY Phare complet	2	2	for E40,41,42,43,61,62
50- 2	1427-621-3240-0	•BULB/12V-25/25W Ampoule	2	2	
50- 3	1427-621-3230-0	•RUBBER, DUSTPROOF Joint	2	2	
50- 4	V201-260-8016-0	BOLT/M8×16 Vis	4	4	
50- 5	V401-160-0080-0	WASHER, SP/M8 Rondelle frein	4	4	
50- 6	V300-260-0080-0	NUT/M8 Ecrou	4	4	
50- 7	1434-602-0010-0	PLATE, LIGHT Etrier	2	2	
50- 8	V201-260-8025-0	BOLT/M8×25 Vis	4	4	
50- 9	V401-160-0080-0	WASHER, SP/M8 Rondelle frein	4	4	
50-10	1427-621-0080-0	HORN Avertisseur ville	1	1	
50-11	V200-260-6012-0	BOLT/M6×12 Vis	2	2	
50-12	V401-160-0060-0	WASHER, SP/M6 Rondelle frein	2	2	
50-13	V300-260-0060-0	NUT/M6 Ecrou	2	2	
50-14	1426-621-0350-0	FLASHER UNIT Centrale clignotante	1	1	
50-15	1426-621-0360-0	BASE, FLASHER UNIT Support	1	1	
50-16	1421-600-0550-0	LAMP, PILOT A ASSY Témoin optique ensemble	1	1	
50-17	1403-621-0310-0	•BULB/12V-3W Ampoule	1	1	
50-18	1427-621-2200-0	LAMP, PILOT B ASSY Témoin optique ensemble	1	1	
50-19	1403-621-0310-0	•BULB/12V-3W Ampoule	1	1	
50-20	1421-600-0570-0	LAMP, PILOT C ASSY Témoin optique ensemble	1	1	
50-21	1403-621-0310-0	•BULB/12V-3W Ampoule	1	1	
50-22	1427-621-0110-0	SWITCH, SAFETY Inter de securite	1	1	
50-23	V401-160-0160-0	WASHER, SP/M16 Rondelle frein	1	1	
50-24	1427-623-2000-0	LAMP, PILOT ASSY Témoin optique ensemble	2	2	
50-25	1403-621-0310-0	•BULB/12V-3W Ampoule	2	2	
50-26	1427-623-2020-0	•LENS/ORANGE Verre	2	2	
50-27	1426-621-0330-0	SWITCH, PARKING Interrupteur	1	1	
50-28	1427-621-2601-0	LAMP, BLINKER LH ASSY Clignotant ensemble	1	1	
50-29	1427-621-3101-0	LAMP, BLINKER RH ASSY Clignotant ensemble	1	1	
50-30	1427-621-2630-0	•LENS Verre	4	4	
50-31	1427-621-2620-0	•BULB/12V-20W Ampoule	2	2	for E40,41,42,43,61,62
50-32	1427-621-2640-0	•SCREW, TAPPING/4×25 Vis	8	8	
50-33	V200-260-6016-0	•BOLT/M6×16 Vis	4	4	
50-34	V401-160-0060-0	•WASHER, SP/M6 Rondelle frein	4	4	
50-35	V300-260-0060-0	•NUT/M6 Ecrou	4	4	
50-36	V401-160-0100-0	•WASHER, SP/M10 Rondelle frein	2	2	
50-37	V302-260-0100-0	•NUT/M10 Ecrou	2	2	
50-38	1427-621-2670-0	•PACKING Joint	4	4	

Fig. 51

ELECTRICAL SYSTEM (2)

Equipment électrique



Ref No. Réf N°.	Parts No. Pièces N°.	Description Désignation	Qty Quant		Remarks Remarques
			T	F	
51- 1	1416-621-0020-0	SWITCH, STARTER ASSY Commutateur de démarrage	1	1	
51- 1a	1421-621-2500-0	SWITCH, STARTER ASSY Commutateur de démarrage	1	1	
51- 2	1407-600-0520-0	SWITCH, KEY ASSY Contacteur	1	1	
51- 3	1407-621-0120-0	KEY Vie de contact	2	2	
51- 4	1402-621-0130-0	SWITCH, PUSH BUTTON Interrupteur d'avertisseur	1	1	
51- 5	1403-621-0130-0	SWITCH, LEVER ASSY Commande clignotante	1	1	
51- 5a	1421-621-2400-0	SWITCH, LEVER ASSY Commande clignotante	1	1	
51- 6	V200-260-6018-0	BOLT/M6×18 Vis	1	1	
51- 7	V200-260-6025-0	BOLT/M6×25 Vis	1	1	
51- 8	V413-160-0060-0	WASHER/M6 Rondelle	2	2	
51- 9	V401-160-0060-0	WASHER, SP/M6 Rondelle frein	2	2	
51-10	V300-260-0060-0	NUT/M6 Erou	2	2	
51-11	1434-621-2000-0	METER, SPEED ASSY Tachymètre	1	1	
51-12	1423-621-0030-0	CABLE, METER Cable	1	1	
51-13	1427-621-0250-0	HARNESS, WIRE/NO. 5 Faisceau	1	1	
51-14	1427-623-0030-0	HARNESS, WIRE/NO. 8 Faisceau	1	1	
51-15	1427-623-0040-0	HARNESS, WIRE/NO. 9 Faisceau	1	1	
51-16	1427-623-0050-0	HARNESS, WIRE/NO. 10 Faisceau	1	1	
51-17	1434-621-0030-0	HARNESS, WIRE/NO. 11 Faisceau	1	1	
51-17a	1434-621-0031-0	HARNESS, WIRE/NO. 11 Faisceau	1	1	ⓑ
51-18	1434-621-0040-0	HARNESS, WIRE/NO. 12 Faisceau	1	1	
51-19	1421-621-0360-0	CLAMP, HARNESS Attache faisceau	5	5	
51-20	1342-402-0060-0	BAND, WIRE/250 Sangle	1	1	
51-21	3737-172-0090-0	CLAMP, MAIN HARNESS Attache faisceau	2	2	
51-22	V200-260-6012-0	BOLT/M6×12 Vis	2	2	
51-23	V300-260-0060-0	NUT/M6 Erou	2	2	
51-24	V401-160-0060-0	WASHER, SP/M6 Rondelle frein	2	2	
51-25	1425-621-0040-0	CLAMP, HARNESS Attache faisceau	1	1	
51-26	V201-260-8012-0	BOLT/M8×12 Vis	1	1	
51-27	V401-160-0080-0	WASHER, SP/M8 Rondelle frein	1	1	
51-28	1427-621-0120-0	GROMMET/10×14 Oeillet	1	1	
51-29	1427-621-0260-0	CLAMP, HARNESS/150 Attache faisceau	3	3	

Fig. 52 WIRING DIAGRAM
Cablage diagramme

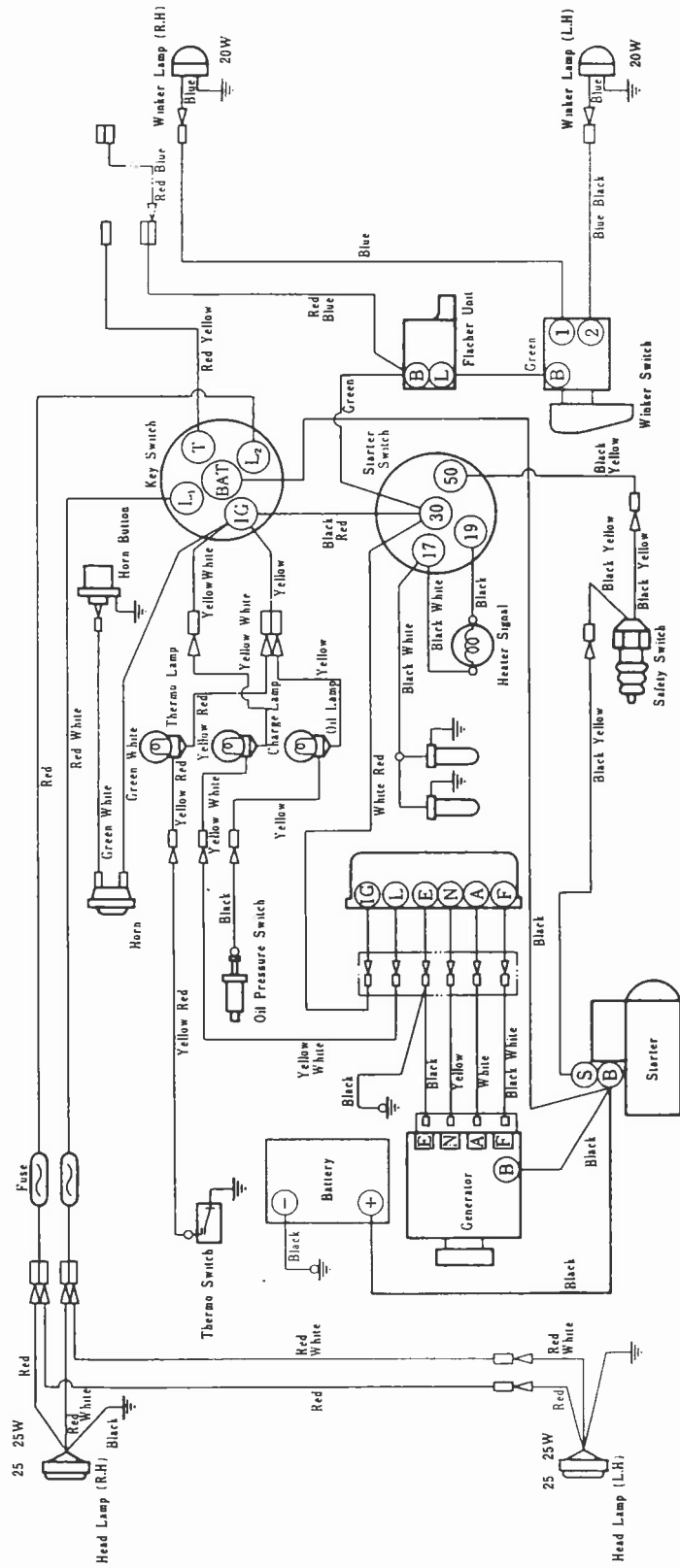
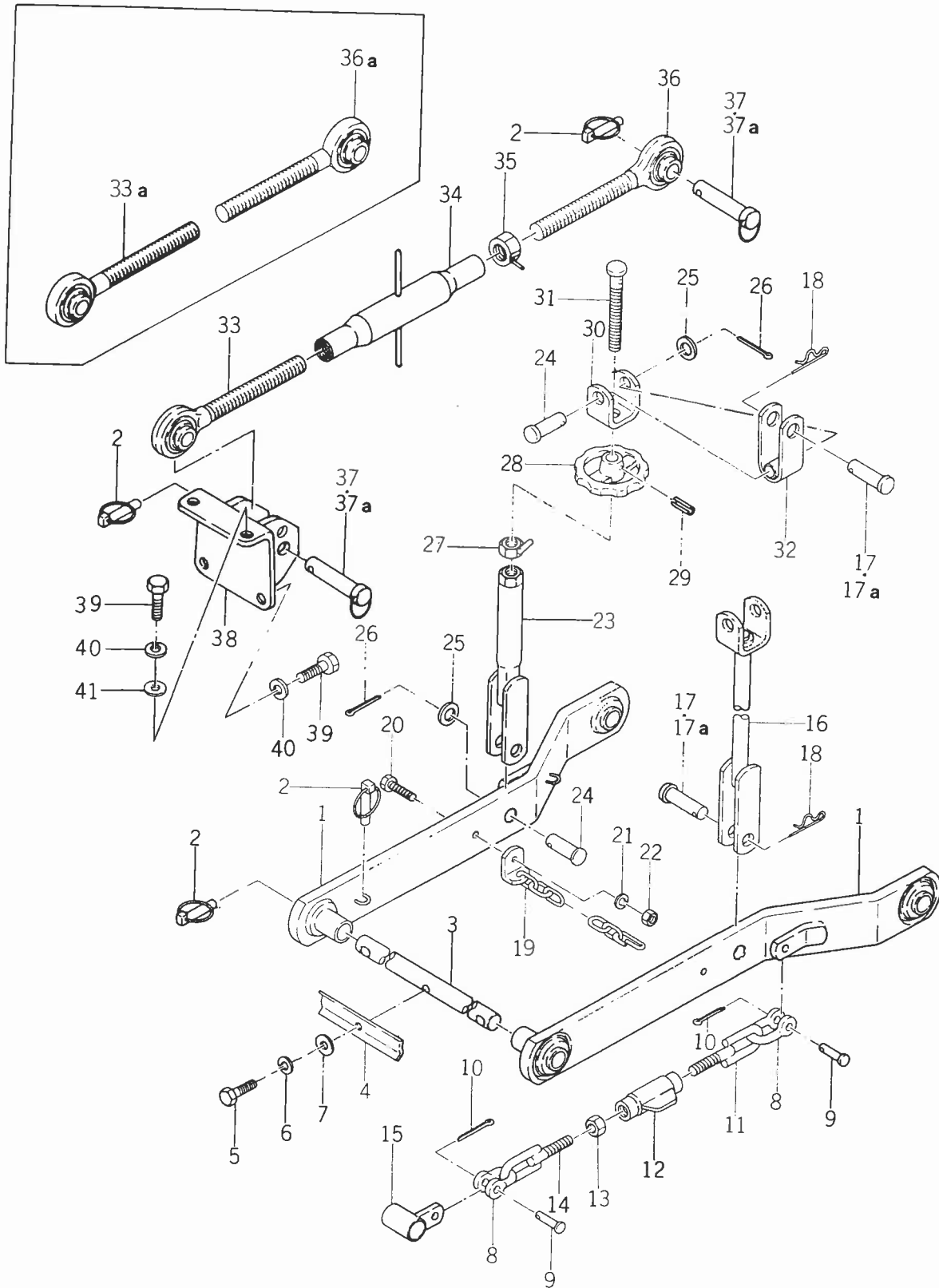
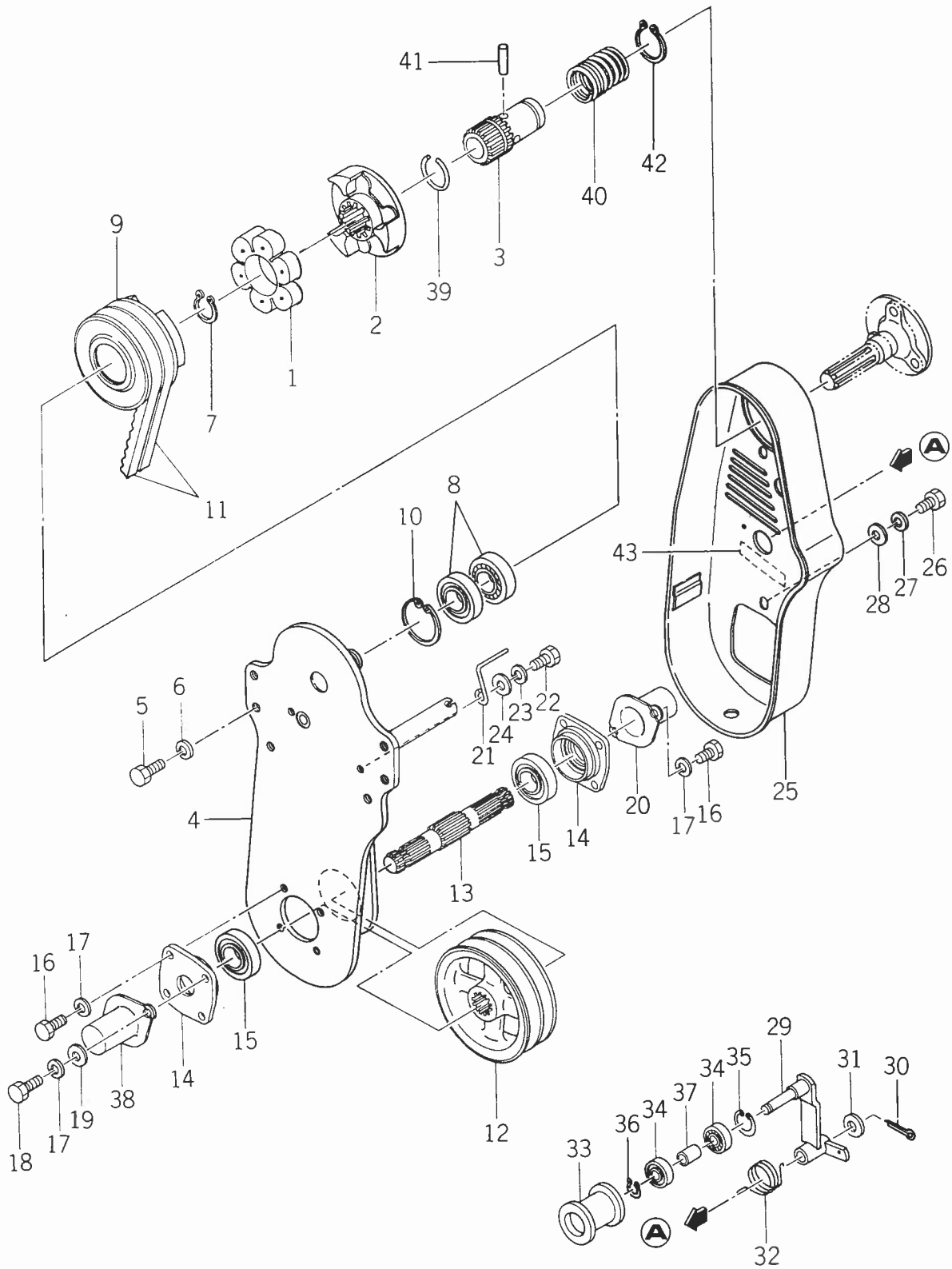


Fig. 54 THREE POINT SYSTEM
Attelage trois point



Ref No. Réf N°	Parts No. Pièces N°	Description Désignation	Qty Quaut		Remarks Remarques
			T	F	
54- 0-1	1434-511-0000-0	LINKAGE, 3P ASSY Attache 3 points ensemble	1	1	
54- 1	1427-511-2000-0	• LINK, LW Prolonge	2	2	
54- 2	1421-502-0020-0	• PIN, LINK Goupille	6	6	
54- 3	1427-511-0061-0	• PIN, LW LINK Entretoise	1	1	
54- 4	1427-511-0071-0	• PLATE, SET Bande	1	1	
54- 5	V200-460-8025-0	• BOLT/M8×25 9T Vis	1	1	
54- 6	V401-160-0080-0	• WASHER, SP/M8 Rondelle frein	1	1	
54- 7	V413-160-0080-0	• WASHER/M8 Rondelle	1	1	
54- 8	1427-511-0020-0	• SHACKLE Manille	4	4	
54- 9	1427-511-0010-0	• PIN/10×32 Goupille	4	4	
54-10	V500-152-5020-0	• PIN, SPLIT/2.5×20 Goupille fendue	4	4	
54-11	1427-511-2200-0	• CHAIN, CHECK RH Organeau d.	2	2	
54-12	1427-511-3200-0	• TURNBUCKLE/M12 Ridoir	2	2	
54-13	V302-260-0120-0	• NUT/M12 Ecrou	2	2	
54-14	1427-511-2100-0	• CHAIN, CHECK LH Organeau g.	2	2	
54-15	1427-511-2400-0	• HOLDER, CHAIN Tenon de manille	2	2	
54-16	1427-511-2700-0	• ROD, LIFT LH Chape relevage g.	1	1	
54-17	1423-520-0010-0	• PIN/16×70 Goupille	2	2	
54-17a	1423-520-0011-0	• PIN/16×170 Goupille	2	2	
54-18	1305-931-0030-0	• PIN, HAIR Attache beta	2	2	
54-19	1427-511-3100-0	• CHAIN, LW LINK Chaîne du 3 points	2	2	
54-20	V201-260-8030-0	• BOLT/M8×30 Vis	2	2	
54-21	V401-160-0080-0	• WASHER, SP/M8 Rondelle frein	2	2	
54-22	V300-260-0080-0	• NUT/M8 Ecrou	2	2	
54-23	1427-511-2900-0	• ROD, LIFT RH Chape de relevage d.	1	1	
54-24	1427-511-0050-0	• PIN/16×44 Goupille	2	2	
54-25	V413-160-0160-0	• WASHER/M16 Rondelle	2	2	
54-26	V500-154-0025-0	• PIN, SPLIT/4×25 Goupille fendue	2	2	
54-27	1427-511-2800-0	• NUT, LOCK/M16	1	1	
54-28	1427-511-0040-0	• HANDLE, ADJ Poignée	1	1	
54-29	V580-140-5030-0	• PIN, SPRING/W 5×30 Goupille elastique	1	1	
54-30	1427-511-2730-0	• FORK Cavalier	1	1	
54-31	1427-511-0030-0	• SCREW, ADJ Vis de réglage	1	1	
54-32	1427-511-3000-0	• FORK, BRACKET Fourche	2	2	
54-33	1427-511-2500-0	• LINK, TOP LH Vis g de tirant	1	1	
54-33a	1427-511-2501-0	• LINK, TOP LH Vis g de tirant	1	1	
54-34	1444-514-2900-0	• TURNBUCKLE Tendeur de tirant	1	1	
54-35	1402-511-6000-0	• NUT, TOP LINK LOCK Frein de tendeur	1	1	
54-36	1427-511-2600-0	• LINK, TOP RH Vis d. de tirant	1	1	
54-36a	1427-511-2601-0	• LINK, TOP RH Vis d. de tirant	1	1	
54-37	1402-500-9040-0	• PIN, TOP LINK Broche de tirant	2	2	
54-37a	1434-511-2100-0	• PIN, TOP LINK ASSY Broche de tirant	2	2	
54-38	1434-511-2001-0	• BRACKET, LINK Attache de tirant	1	1	
54-39	V201-261-2025-0	• BOLT/M12×25 Vis	4	4	
54-40	V401-160-0120-0	• WASHER, SP/M12 Rondelle frein	4	4	
54-41	V413-160-0120-0	• WASHER/M12 Rondelle	2	2	

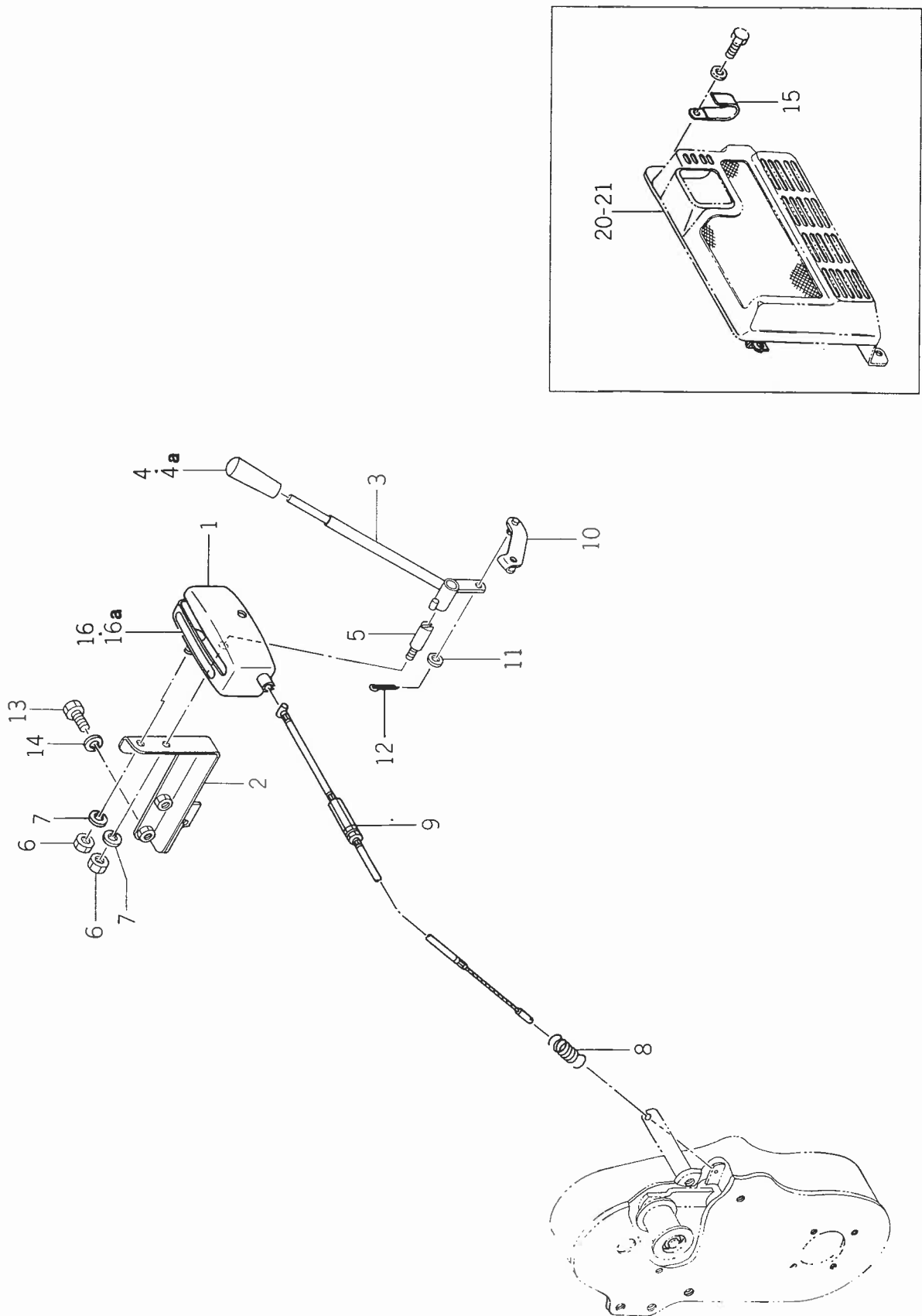
Fig. 55 FRONT P.T.O. UNIT (1) (OPTION)
Prise de force



Ref No. Réf N°	Parts No. Pièces N°	Description Désignation	Qty Quaut		Remarks Remarques
			T	F	
55- 0-1	1427-130-0001-0	PTO, FRONT Prise de force	1	1	★ Included Fig.55,57
55- 1	1427-130-2020-0	JOINT/RUBBER Joint	1	1	
55- 2	1427-130-2030-0	COUPLER Corps de joint	1	1	
55- 3	1427-130-2040-0	PIPE, SPLINE Douille d'accouplement	1	1	
55- 4	1427-130-2401-0	BRACKET, PTO Support	1	1	★
55- 5	V201-261-2020-0	BOLT/M12x20 Vis	4	4	★
55- 6	V401-160-0120-0	WASHER, SP/M12 Rondelle frein	4	4	★
55- 7	V704-140-0250-0	RING, SNAP/C 25 Collet d'axe	1	1	★
55- 8	V600-140-6205-0	BEARING, RB/6205RS Roulement	2	2	★
55- 9	1427-130-2211-0	PULLEY, V/99 Rea	1	1	★
55-10	V705-140-0520-0	RING, SNAP/C 52 Collet d'axe	1	1	★
55-11	1427-130-2270-0	BELT, V/SB-435 Courroie de reas	2	2	★
55-12	1427-130-2221-0	PULLEY, V/137 Rea	1	1	★
55-13	1427-130-2230-0	SHAFT, PTO (DN) Arbre	1	1	★
55-14	1427-130-2240-0	METAL, PTO SHAFT Coquille	2	2	★
55-15	V600-150-6205-0	BEARING, RB/6205 2RS Roulement	2	2	★
55-16	V201-260-8020-0	BOLT/M8x20 Vis	6	6	★
55-17	V401-160-0080-0	WASHER, SP/M8 Rondelle frein	8	8	★
55-18	V201-260-8025-0	BOLT/M8x25 Vis	2	2	★
55-19	V413-160-0080-0	WASHER/M8 Rondelle	2	2	★
55-20	1427-130-2600-0	CAP. SHAFT A Chapeau d'arbre	1	1	★
55-21	1427-130-2250-0	STOPPER, BELT Arret de courroie	2	2	★
55-22	V201-260-8016-0	BOLT/M8x16 Vis	2	2	★
55-23	V401-160-0080-0	WASHER, SP/M8 Rondelle frein	2	2	★
55-24	V413-160-0080-0	WASHER/M8 Rondelle	2	2	★
55-25	1427-130-2800-0	COVER, PTO CASE Couvercle de carter	1	1	★
55-26	V201-261-0014-0	BOLT/M10x14 Vis	2	2	★
55-27	V401-160-0100-0	WASHER, SP/M10 Rondelle frein	2	2	★
55-28	V413-160-0100-0	WASHER/M10 Rondelle	2	2	★
55-29	1427-130-2900-0	ARM, TENSION Tirant	1	1	★
55-30	V500-153-0030-0	PIN, SPLIT/3x30 Goupille fendue	1	1	★
55-31	1427-601-0030-0	WASHER/15x24x2 Rondelle	1	1	★
55-32	1427-130-2260-0	SPRING, TORQUE/32 Ressort	1	1	★
55-33	1329-202-0011-0	PULLEY, TENSION/40x43 Galet tendeur	1	1	★
55-34	V600-140-6201-0	BEARING, RB/6201RS Roulement	2	2	★
55-35	V705-140-0320-0	RING, SNAP/C 32 Collet d'axe	1	1	★
55-36	V704-140-0120-0	RING, SNAP/C 12 Collet d'axe	1	1	★
55-37	1329-202-0030-0	COLLAR, TENSION Coller	1	1	★
55-38	1427-130-2700-0	CAP. SHAFT B Chapeau d'arbre	1	1	★
55-39	1427-130-2050-0	RING, STOP/38 Collet d'axe	1	1	★
55-40	1427-130-2060-0	SPRING, PRESS/42 Ressort	1	1	★
55-41	1427-130-2070-0	PIN/8x34 Goupille	1	1	★
55-42	V704-140-0350-0	RING, SNAP/C 35 Collet d'axe	1	1	★
55-43	1427-941-0270-0	MARK, MADE IN JAPAN Etiquette	1	1	★

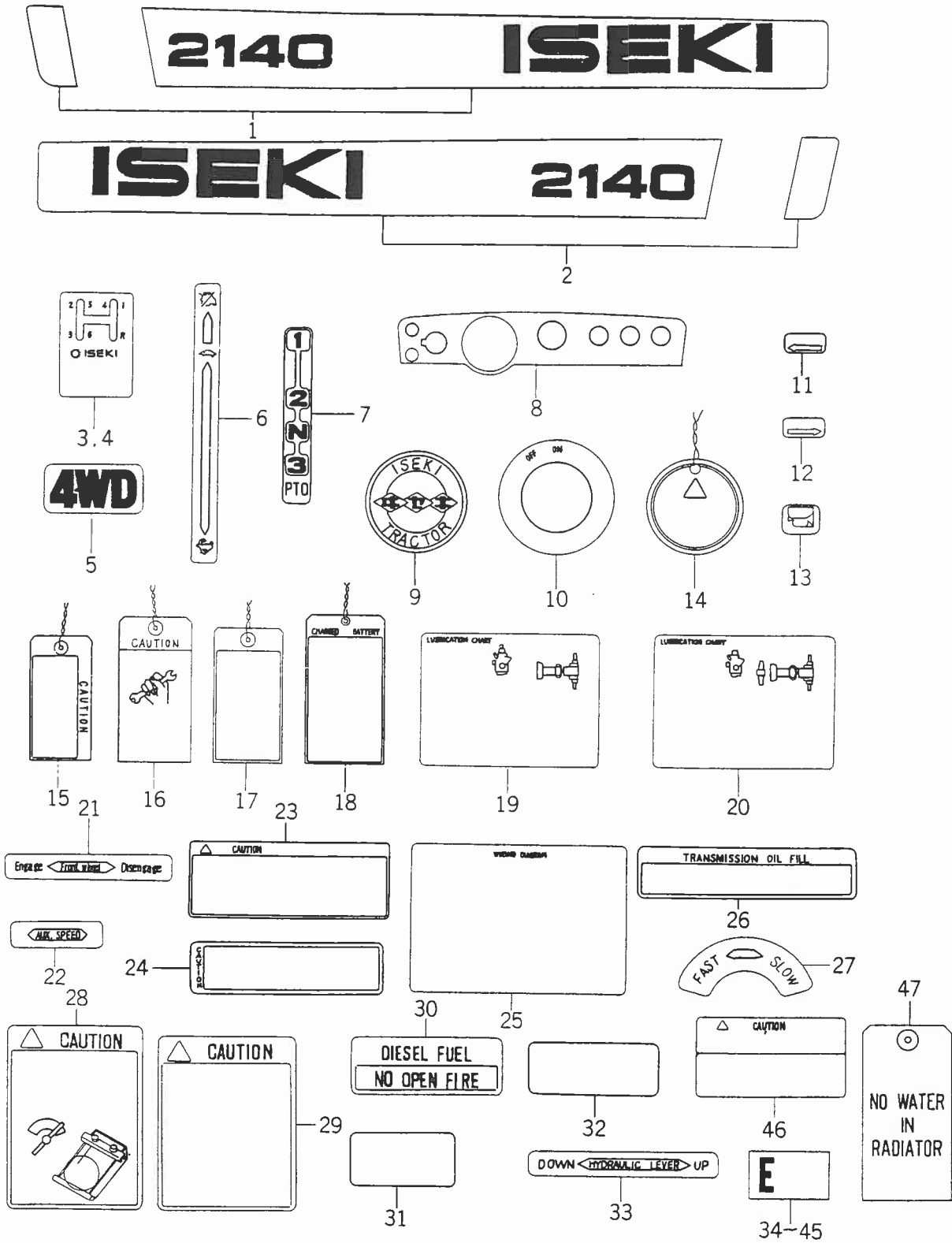
Ref No. Réf N°.	Parts No. Pièces N°.	Description Désignation	Qty Quant		Remarks Remarques
			T	F	
56- 0-1	1427-131-0001-0	PTO, FRONT SET (2) Prise de force av	1	1	★ Included Fig.56,57
56- 1	1427-130-2020-0	JOINT/RUBBER Joint	1	1	★
56- 2	1427-130-2030-0	COUPLER Corps de joint	1	1	★
56- 3	1427-130-2040-0	PIPE, SPLINE Douille d'accouplement	1	1	★
56- 4	1427-131-2101-0	BRACKET, PTO Support	1	1	★
56- 5	V201-261-2020-0	BOLT/M12x20 Vis	4	4	★
56- 6	V401-160-0120-0	WASHER, SP/M12 Rondelle frein	4	4	★
56- 7	V704-140-0250-0	RING, SNAP/C 25 Collet d'axe	1	1	★
56- 8	V600-140-6205-0	BEARING, RB/6205RS Roulement	2	2	★
56- 9	1427-130-2211-0	PULLEY, V/99 Rea	1	1	★
56-10	V705-140-0520-0	RING, SNAP/C 52 Collet d'axe	1	1	★
56-11	1427-131-2010-0	BELT, V/SB-38 Courroie de reas	2	2	★
56-12	1427-130-2221-0	PULLEY, V/137 Rea	1	1	★
56-13	1427-130-2230-0	SHAFT, PTO (DN) Arbre	1	1	★
56-14	1427-130-2240-0	METAL, PTO SHAFT Coquille	2	2	★
56-15	V600-150-6205-0	BEARING, RB/6205 2RS Roulement	2	2	★
56-16	V201-260-8020-0	BOLT/M8x20 Vis	6	6	★
56-17	V401-160-0080-0	WASHER, SP/M8 Rondelle frein	8	8	★
56-18	V201-260-8025-0	BOLT/M8x25 Vis	2	2	★
56-19	V413-160-0080-0	WASHER/M8 Rondelle	2	2	★
56-20	1427-130-2600-0	CAP, SHAFT A Chapeau d'arbre	1	1	★
56-21	1427-130-2250-0	STOPPER, BELT Arret de courroie	2	2	★
56-22	V201-260-8016-0	BOLT/M8x16 Vis	2	2	★
56-23	V401-160-0080-0	WASHER, SP/M8 Rondelle frein	2	2	★
56-24	V413-160-0080-0	WASHER/M8 Rondelle	2	2	★
56-25	1427-131-2200-0	COVER, PTO CASE Couvercle de carter	1	1	★
56-26	V201-261-0014-0	BOLT/M10x14 Vis	2	2	★
56-27	V401-160-0100-0	WASHER, SP/M10 Rondelle frein	2	2	★
56-28	V413-160-0100-0	WASHER/M10 Rondelle	2	2	★
56-29	1427-130-2900-0	ARM, TENSION Tirant	1	1	★
56-30	V500-153-0030-0	PIN, SPLIT/3x30 Goupille fendue	1	1	★
56-31	1427-601-0030-0	WASHER/15x24x2 Rondelle	1	1	★
56-32	1427-130-2260-0	SPRING, TORQUE/32 Ressort	1	1	★
56-33	1329-202-0011-0	PULLEY, TENSION/40x43 Galet tendeur	1	1	★
56-34	V600-140-6201-0	BEARING, RB/6201RS Roulement	2	2	★
56-35	V705-140-0320-0	RING, SNAP/C 32 Collet d'axe	1	1	★
56-36	V704-140-0120-0	RING, SNAP/C 12 Collet d'axe	1	1	★
56-37	1329-202-0030-0	COLLAR, TENSION Collier	1	1	★
56-38	1427-130-2700-0	CAP, SHAFT B Chapeau d'arbre	1	1	★
56-39	1427-130-2050-0	RING, STOP/38 Collet d'axe	1	1	★
56-40	1427-130-2060-0	SPRING, PRESS/42 Ressort	1	1	★
56-41	1427-130-2070-0	PIN/8x34 Goupille	1	1	★
56-42	V704-140-0350-0	RING, SNAP/C 35 Collet d'axe	1	1	★
56-43	1427-941-0270-0	MARK, MADE IN JAPAN Etiquette	1	1	★

Fig. 57 CLUTCH CASE FOR FRONT P.T.O. UNIT (OPTION)
Cloche d'embrayage



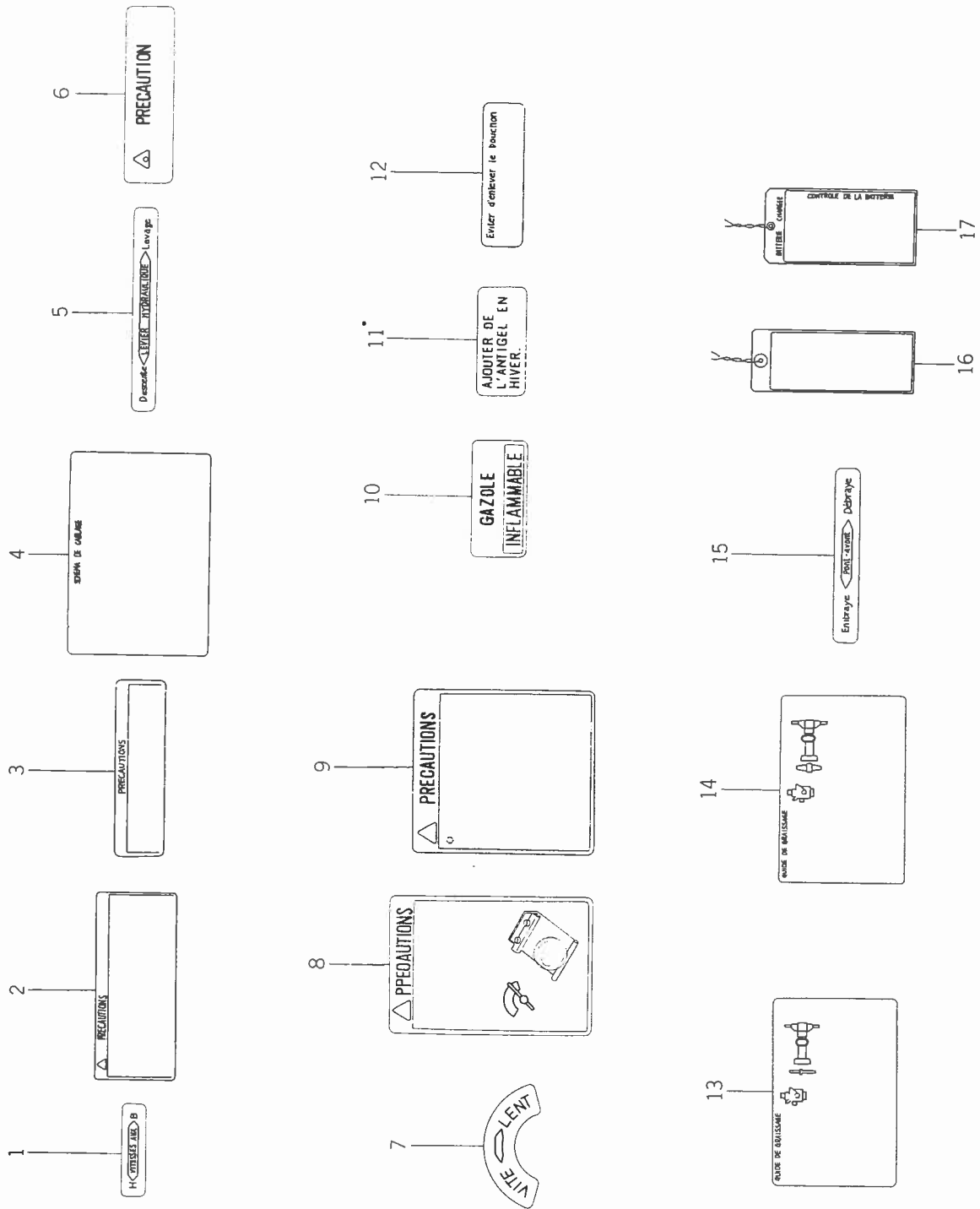
Ref No. Réf N°.	Parts No. Pièces N°.	Description Désignation	Qty Quant		Remarks Remarques
			T	F	
57- 0-1	1427-130-3000-0	CASE, CLUTCH ASSY Cloche d'embrayage	1	1	★
57- 1	1427-130-3101-0	•CASE, CLUTCH Cloche d'embrayage	1	1	★
57- 2	1427-130-3200-0	•BRACKET, CASE Support carter	1	1	★
57- 3	1427-130-3302-0	•LEVER, CLUTCH Lever	1	1	★
57- 4	4106-105-3030-0	•GRIP Poignee	1	1	★
57- 4a	2101-230-0010-0	•GRIP Poignee	1	1	★
57- 5	1427-130-3010-0	•PIN, LEVER Axe d'embrayage	1	1	★
57- 6	V300-260-0100-0	•NUT/M10 Ectoi	2	2	★
57- 7	V401-160-0100-0	•WASHER, SP/M10 Rondelle frein	2	2	★
57- 8	1352-404-0040-0	•SPRING, CLUTCH Ressort	1	1	★
57- 9	1427-130-3030-0	•WIRE, PTO CLUTCH Cable	1	1	★
57-10	1427-130-3401-0	•TENSIONER, WIRE Raidisseur	1	1	★
57-11	V413-160-0080-0	•WASHER/M8 Rondelle	1	1	★
57-12	V500-152-5015-0	•PIN, SPLIT/2.5×15 Goupille fendue	1	1	★
57-13	V201-261-0020-0	•BOLT/M10×20 Vis	2	2	★
57-14	V401-160-0100-0	•WASHER, SP/M10 Rondelle frein	2	2	★
57-15	1425-621-0040-0	•CLAMP, HARNESS Attache faisceau	1	1	★
57-16	1427-932-0120-0	•MARK, CLUTCH Etiquette	1	1	★
57-16a	1427-932-0121-0	•MARK, CLUTCH Etiquette	1	1	★

Fig. 58 MARKS
Etiquette



Ref No. Réf N°.	Parts No. Pièces N°.	Description Désignation	Qty Quant		Remarks Remarques
			T	F	
58- 1	1434-905-0040-0	MARK, SIDE LH/2140 Plaque laterale g.	1	1	for E20,21,22,40,41,42,43
58- 2	1434-905-0050-0	MARK, SIDE RH/2140 Plaque laterale d.	1	1	
58- 3	1434-905-0060-0	MARK, MODEL Plaque de type	1		
58- 4	1434-905-0080-0	MARK, MODEL F Plaque de type		1	
58- 5	1434-905-0110-0	MARK, 4WD Etiquette		2	
58- 6	1427-904-0041-0	MARK, THROTTLE Etiquette	1	1	
58- 7	1427-941-0031-0	MARK, PTO SHIFT Etiquette	1	1	
58- 8	1434-905-0010-0	MARK, PANEL Etiquette	1	1	
58- 9	1421-903-0160-0	MARK, CAP Etiquette	1	1	
58-10	1422-940-0080-0	MARK, KEY SWITCH Etiquette	1	1	
58-11	1427-941-0190-0	MARK, STARTER A Etiquette	1	1	
58-12	1427-941-0210-0	MARK, STARTER B Etiquette	1	1	
58-13	1427-941-0220-0	MARK, HORN Etiquette	1	1	
58-14	1427-932-0020-0	TAG, CAUTION Etiquette	1	1	for E50,51,52,61,62 for E20,21,22,40,41,42,43
58-15	1427-932-0030-0	TAG, CAUTION Etiquette	1	1	
58-16	1427-932-0040-0	TAG, CAUTION Etiquette	1	1	for E61,62 for E20,21,22,40,41,42,43 for E61,62 for E20,21,22,40,41,42,43
58-17	1421-904-0140-0	TAG, CAUTION Etiquette	1	1	
58-18	1421-904-0190-0	TAG, BATTERY Etiquette	1	1	
58-19	1434-905-0070-0	MARK, OIL Etiquette	1		
58-20	1434-905-0090-0	MARK, OIL F Etiquette		1	
58-21	1427-943-0041-0	MARK, F. SHIFT Etiquette		1	for E20, 21, 22, 40, 41, 42, 43
58-22	1427-941-0020-0	MARK, SUB SHIFT Etiquette	1	1	
58-23	1427-937-0030-0	MARK, DRIVE CAUTION Etiquette	1	1	
58-24	1427-937-0040-0	MARK, DRIVE Etiquette	1	1	
58-25	1427-944-0010-0	MARK, WIRING Etiquette	1	1	
58-26	1427-941-0090-0	MARK, OIL NO. Etiquette	1	1	for E20,21,22,40,41,42,43,61,62
58-27	1434-905-0020-0	MARK, HYD ADJ Etiquette	1	1	
58-28	1434-905-0030-0	MARK, LOCK Etiquette	1	1	
58-29	1427-937-0090-0	MARK, DIFF-LOCK Etiquette	1	1	
58-30	1427-941-0160-0	MARK, FUEL Etiquette	1	1	
58-31	1427-941-0230-0	MARK, RADIATOR A Etiquette	1	1	
58-32	1427-941-0240-0	MARK, RADIATOR B Etiquette	1	1	
58-33	1427-941-0080-0	MARK, HYD LEVER Etiquette	1	1	
58-34	1427-932-0080-0	MARK, TYPE/E20 Etiquette	1	1	
58-35	1427-932-0090-0	MARK, TYPE/E21 Etiquette	1	1	
58-36	1427-932-0110-0	MARK, TYPE/E22 Etiquette	1	1	
58-37	1427-932-0130-0	MARK, TYPE/E40 Etiquette	1	1	
58-38	1427-932-0140-0	MARK, TYPE/E41 Etiquette	1	1	
58-39	1427-932-0150-0	MARK, TYPE/E42 Etiquette	1	1	
58-40	1427-932-0160-0	MARK, TYPE/E43 Etiquette	1	1	
58-41	1427-932-0170-0	MARK, TYPE/E50 Etiquette	1	1	
58-42	1427-932-0180-0	MARK, TYPE/E51 Etiquette	1	1	
58-43	1427-932-0190-0	MARK, TYPE/E52 Etiquette	1	1	
58-44	1431-948-0010-0	MARK, TYPE/E61 Etiquette		1	
58-45	1434-909-0030-0	MARK, TYPE/E62 Etiquette		1	
58-46	1427-937-0190-0	MARK, CAUTION Etiquette	1	1	
58-47	1422-940-0140-0	TAG, CAUTION Etiquette	1	1	

Fig. 59 MARKS (FRENCH) (FOR E50,51,52)
Etiquette

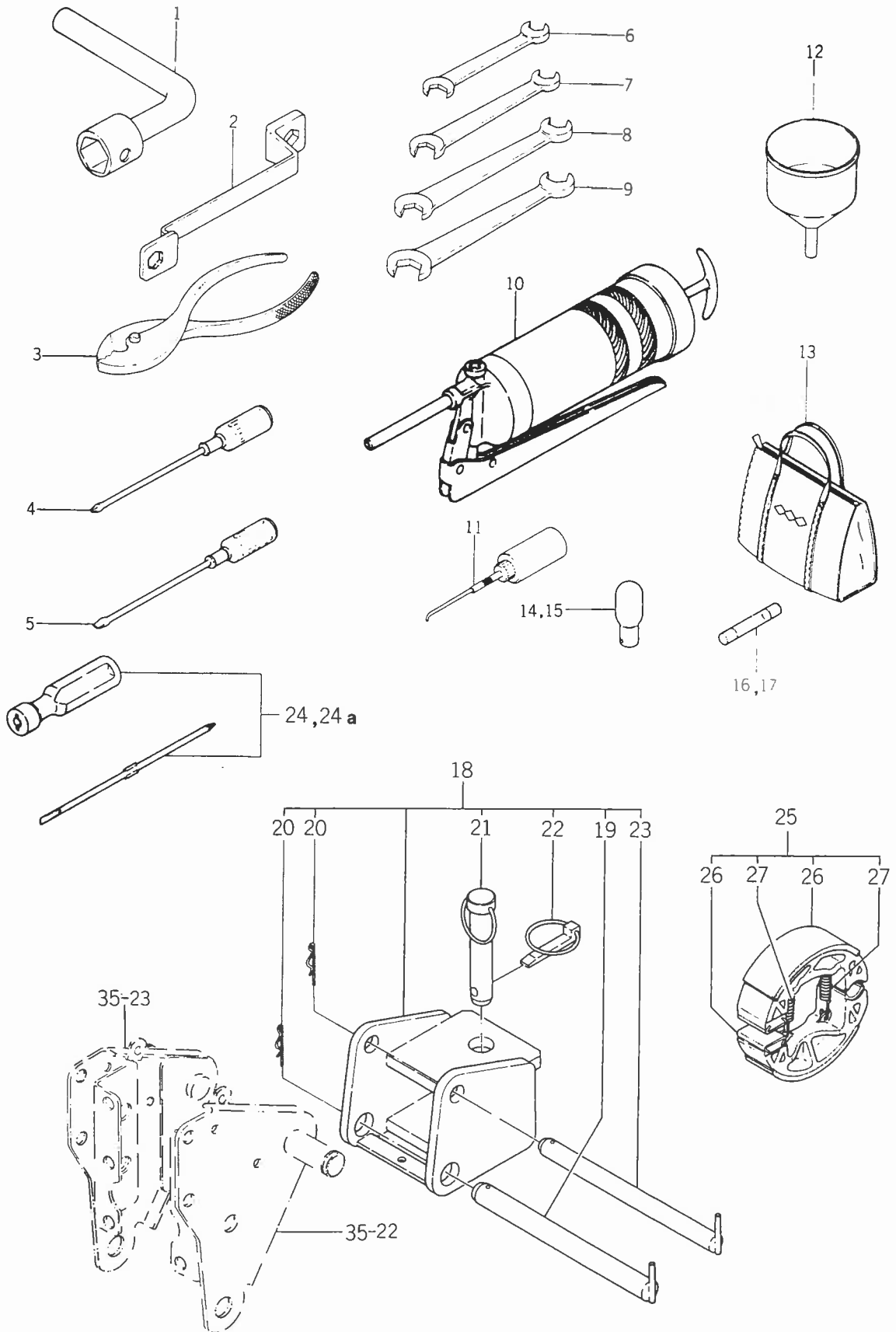


Ref No. Réf N°.	Parts No. Pièces N°.	Description Désignation	Qty Quant		Remarks Remarques
			T	F	
59- 1	1427-934-0020-0	MARK, SUB SHIFT Etiquette	1	1	
59- 2	1427-934-0030-0	MARK, DRIVE CAUTION Etiquette	1	1	
59- 3	1427-934-0040-0	MARK, DRIVE Etiquette	1	1	
59- 4	1427-934-0051-0	MARK, WIRING Etiquette	1	1	
59- 5	1427-934-0060-0	MARK, HYD LEVER Etiquette	1	1	
59- 6	1427-934-0120-0	MARK, OIL NO. Etiquette	1	1	
59- 7	1434-907-0010-0	MARK, HYD ADJ Etiquette	1	1	
59- 8	1434-907-0020-0	MARK, LOCK Etiquette	1	1	
59- 9	1427-934-0090-0	MARK, DIFF-LOCK Etiquette	1	1	
59-10	1427-934-0130-0	MARK, FUEL Etiquette	1	1	
59-11	1427-934-0150-0	MARK, RADIATOR A Etiquette	1	1	
59-12	1427-934-0160-0	MARK, RADIATOR B Etiquette	1	1	
59-13	1434-907-0030-0	MARK, OIL Etiquette	1		
59-14	1434-907-0040-0	MARK, OIL/4WD Etiquette		1	
59-15	1431-935-0070-0	MARK, F. SHIFT Etiquette		1	
59-16	1427-934-0180-0	TAG, CAUTION Etiquette	1	1	
59-17	1427-934-0190-0	TAG, BATTERY Etiquette	1	1	

Fig. 60

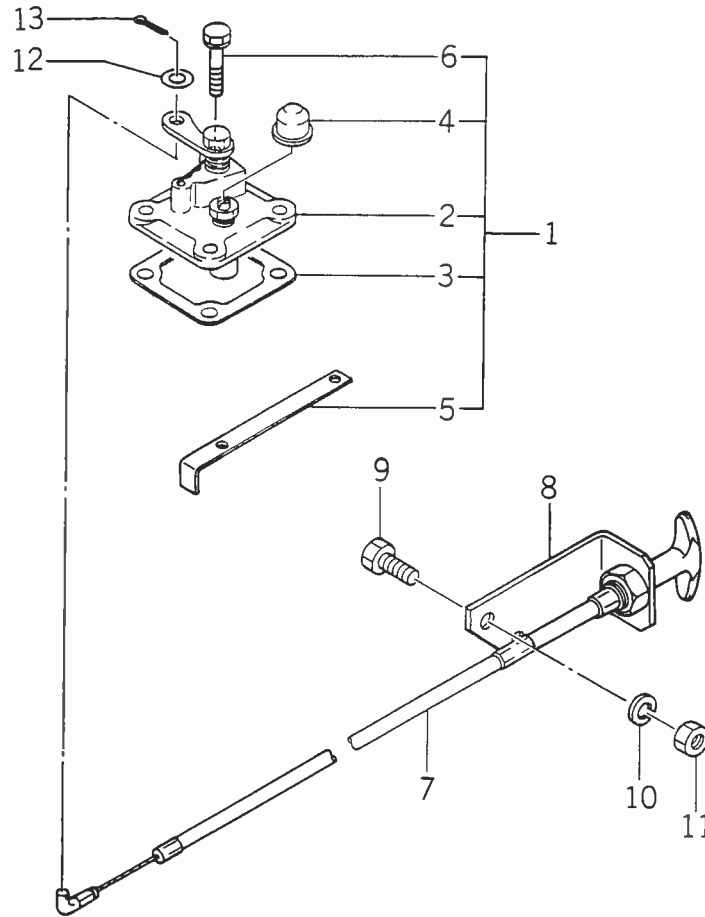
TOOLS AND TRAILER HITCH SYSTEM

Outils



Ref No. Réf N°.	Parts No. Pièces N°.	Description Désignation	Qty Quant		Remarks Remarques
			T	F	
60- 1	1427-906-0010-0	SPANNER, BOX/19 Cle a pipe	1	1	
60- 2	1401-906-0050-0	WRENCH/17x19 Cle	1	1	
60- 3	V936-150-0150-0	PLIERS/150 Pinces	1	1	
60- 4	V945-150-6100-0	SCREWDRIVER, CROSS/2 Tournevis	1	1	
60- 5	V941-150-6100-0	SCREWDRIVER/6x100 Tournevis	1	1	
60- 6	V920-550-8010-0	SPANNER/8x10 Cle plate	1	1	
60- 7	V920-551-2014-0	SPANNER/12x14 Cle plate	1	1	
60- 8	V920-551-3017-0	SPANNER/13x17 Cle plate	1	1	
60- 9	V920-551-9022-0	SPANNER/19x22 Cle plate	1	1	
60-10	1421-906-0020-0	PUMP . GREASE Pompe a graisse	1	1	
60-11	3750-412-0030-0	OILER Burette	1	1	
60-12	1427-906-2010-0	FUNNEL Entonnoir	1	1	
60-13	3560-702-0010-0	BAG, TOOL Pochette a outils	1	1	
60-14	1427-621-0150-0	BULB/12V-25/25W Ampoule	1	1	} for E40,41,42,43,61,62
60-15	1427-621-2620-0	BULB/G18 12V-20W Ampoule	1	1	
60-16	1411-621-0050-0	FUSE/5A Fusible	2	2	} For repair
60-17	1423-621-2010-0	FUSE/15A Fusible	1	1	
60-18	1427-921-0000-0	HITCH, TRAILER ASSY Attache de halage complet	1	1	} for E40,41,42,43,50,51,52, 61,62
60-19	1427-921-2100-0	• PIN/22x214 Broche	1	1	
60-20	1341-906-0010-0	• PIN, HAIR Attache beta	2	2	
60-21	1402-900-9030-0	• PIN, TRAILER Broche	1	1	
60-22	1421-502-0020-0	• PIN, LINK Goupille	1	1	} for E40,41,42,43,50,51,52, 61,62
60-23	1427-921-2200-0	• PIN/19x214 Broche	1	1	
60-24	1421-906-2000-0	SCREWDRIVER ASSY Tournevis	1	1	
60-24 a	2130-931-2100-0	SCREWDRIVER ASSY Tournevis	1	1	
60-25	1427-957-2000-0	SHOE, BRAKE SET Machoire set	1	1	★
60-26	1427-957-2100-0	• SHOE, BRAKE Machoire	2	2	★
60-27	1427-310-0010-0	• SPRING, TENSION Ressort	2	2	★

Fig. 61 EMERGENCY STOP LEVER SET (OPTION FOR E20,21,22
40,41.42.43.50,51 52)



Ref No. Réf N°.	Parts No. Pièces N°.	Description Désignation	Qty Quant		Remarks Remarques
			T	F	
61- 0-1	1434-102-3000-0	LEVER, EMERGENCY STOP SET Empreuve center	1	1	★
61- 1	1434-102-3100-0	•LEVER, STOP ASSY Levier ensemble	1	1	★
61- 2	1434-102-3110-0	•LEVER, STOP Lever	1	1	★
61- 3	1434-102-3120-0	•GASKET, COVER Joint	1	1	★
61- 4	1434-102-3130-0	•CAP, SEALING Bonchon	1	1	★
61- 5	1434-102-3140-0	•ROD, TIE Tringle	1	1	★
61- 6	V210-160-6030-0	•BOLT, SEMS/M6×30 Vis	1	1	★
61- 7	1434-102-3300-0	•WIRE, STOP ASSY Fil	1	1	★
61- 8	1434-102-0030-0	•HOLDER, WIRE Fil	1	1	★
61- 9	V201-260-8020-0	•BOLT/M8×20 Vis	2	2	★
61-10	V401-160-0080-0	•WASHER, SP/M8 Rondelle	2	2	★
61-11	V300-260-0080-0	•NUT/M8 Ecrou	2	2	★
61-12	V413-160-0060-0	•WASHER/M6 Rondelle	1	1	★
61-13	V500-152-0012-0	•PIN, SPLIT/2×12 Goupille fendue	1	1	★

NUMERICAL INDEX
Classées d'après leur de code

ENGINE

Parts No. Pièces No.	Ref No. Réf No.	Parts No. Pièces No.	Ref No. Réf No.	Parts No. Pièces No.	Ref No. Réf No.
1427-102-0020-0	4-21	5650-046-6235-0	1- 3a	5650-040-8175-0	1-10b
1434-102-0010-0	4-20	5650-040-6242-0	17-17	5650-040-8200-0	1-11
5650-010-0088-0	6-17	5650-040-6242-0	1- 4	5650-040-8205-0	1-12
5650-010-0089-0	6-19	5650-040-6420-0	2- 6	5650-040-8205-0	17-23
5650-030-0152-0	8- 8	5650-040-6421-0	2- 7	5650-040-8211-0	1-24
5650-030-4916-0	6- 4	5650-040-6570-0	4- 7	5650-040-8216-0	1-25
5650-031-4770-0	5-26	5650-040-6570-0	4- 7a	5650-040-8216-0	17-24
5650-040-0887-0	6-18	5650-040-6682-0	5-10	5650-040-8221-0	1-13
5650-040-0955-0	6-12	5650-040-6682-0	5-10a	5650-040-8226-0	1-14
5650-040-0956-0	6-13	5650-040-6685-0	5-11	5650-040-8226-0	17-25
5650-040-1080-0	10- 3	5650-040-6722-0	5- 5	5650-040-8230-0	2- 8
5650-040-1110-0	8- 0-1a	5650-040-6732-0	5-23	5650-040-8230-0	2- 8a
5650-040-1206-0	2-13	5650-040-6745-0	5-24	5650-040-8236-0	2- 9
5650-040-1206-0	17-36	5650-040-7000-0	10- 4	5650-040-8236-0	2- 9a
5650-040-2381-0	5-17	5650-040-7010-0	10- 5	5650-040-8236-0	17-10
5650-040-2547-0	4- 5	5650-040-7028-0	10- 6	5650-040-8240-0	1-26
5650-040-2737-0	5-18	5650-040-7030-0	10- 9	5650-040-8260-0	12-11
5650-040-2973-0	6- 6	5650-040-7035-0	10-10	5650-040-8265-0	12-15
5650-040-2973-0	8- 0-1	5650-040-7124-0	11-11	5650-040-8272-0	12-12
5650-040-4316-0	3-12	5650-040-7124-0	17-19	5650-040-8304-0	2- 1
5650-040-4871-0	9- 5	5650-040-7125-0	11- 6	5650-040-8321-0	2- 4
5650-040-4873-0	9- 3	5650-040-7136-0	11- 2	5650-040-8321-0	17-11
5650-040-4874-0	9- 4	5650-040-7137-0	11- 3	5650-040-8340-0	1- 5
5650-040-4874-0	17-31	5650-040-7137-0	17-20	5650-040-8340-0	1- 5a
5650-040-4876-0	9-12	5650-040-7143-0	11- 7	5650-040-8381-0	17- 0-1
5650-040-4877-0	9-13	5650-040-7145-0	11- 9	5650-040-8441-0	3- 7
5650-040-4878-0	9-11	5650-040-7145-0	17-21	5650-040-8450-0	5-19
5650-040-4878-0	17-32	5650-040-7170-0	11- 0-2	5650-040-8451-0	17- 7
5650-040-4879-0	9-10	5650-040-7171-0	11-17	5650-040-8455-0	5-20
5650-040-4880-0	9- 8	5650-040-7422-0	12- 5	5650-040-8470-0	3- 4
5650-040-4881-0	9- 9	5650-040-7422-0	17-22	5650-040-8481-0	3-11
5650-040-4881-0	17-33	5650-040-8160-0	1-23	5650-040-8491-0	3-17
5650-040-4884-0	9- 7	5650-040-8161-0	1-23-1	5650-040-8501-0	3-19
5650-040-4884-0	17-34	5650-040-8162-0	1-23-2	5650-040-8501-0	17- 8
5650-040-6217-0	1- 6	5650-040-8163-0	1-23-3	5650-040-8531-0	4- 1-1
5650-040-6228-0	1- 2	5650-040-8173-0	1- 7	5650-040-8536-0	3- 2
5650-040-6228-0	17-16	5650-040-8175-0	1-10	5650-040-8541-0	13- 2
5650-040-6235-0	1- 3	5650-040-8175-0	1-10b	5650-040-8551-0	13- 4

Parts No. Pièces No.	Ref No. Rèf No.	Parts No. Pièces No.	Ref No. Rèf No.	Parts No. Pièces No.	Ref No. Rèf No.
5650-040-8551-0	17-12	5650-040-9074-0	6-16	5650-040-9420-0	14- 2
5650-040-8563-0	13- 5	5650-040-9094-0	6- 9	5650-040-9460-0	14-10
5650-040-8566-0	13- 6	5650-040-9095-0	6-10	5650-040-9510-0	14-17
5650-040-8566-0	17-13	5650-040-9096-0	6-11	5650-040-9511-0	14-18
5650-040-8571-0	13- 7	5650-040-9151-0	10-17	5650-040-9515-0	14-19
5650-040-8576-0	13- 8	5650-040-9151-0	17-18	5650-040-9952-0	3-22
5650-040-8576-0	17-14	5650-040-9167-0	10-14	5650-041-2760-0	4- 2a
5650-040-8580-0	13- 1	5650-040-9168-0	10-15	5650-041-2761-0	4- 2a-1
5650-040-8580-0	17-15	5650-040-9169-0	10-16	5650-041-2762-0	4- 2a-2
5650-040-8651-0	4- 2-1	5650-040-9175-0	10-11	5650-041-2763-0	4- 2a-3
5650-040-8652-0	4- 2-2	5650-040-9181-0	10- 8	5650-048-4875-0	9- 6
5650-040-8653-0	4- 2-3	5650-040-9182-0	10- 7	5650-048-8392-0	3- 6
5650-040-8720-0	4- 2	5650-040-9186-0	10-19	5650-050-0114-0	7-20
5650-040-8730-0	4- 1	5650-040-9197-0	11- 0-1	5650-050-0114-0	17-27
5650-040-8732-0	4- 1-2	5650-040-9201-0	11- 5	5650-050-0135-0	8- 2
5650-040-8733-0	4- 1-3	5650-040-9204-0	11- 8	5650-050-0136-0	8- 3
5650-040-8780-0	4- 3	5650-040-9213-0	10-12	5650-050-0137-0	8- 5
5650-040-8795-0	4- 6	5650-040-9215-0	11-26	5650-050-0224-0	7- 2
5650-040-8796-0	4- 6-1	5650-040-9226-0	1-28	5650-050-0229-0	7- 7
5650-040-8797-0	4- 6-2	5650-040-9230-0	2-10	5650-050-0230-0	7-10
5650-040-8798-0	4- 6-3	5650-040-9235-0	2-11	5650-050-0231-0	7-14
5650-040-8811-0	4- 8	5650-040-9235-0	17-38	5650-050-0299-0	7-21
5650-040-8820-0	4- 9	5650-040-9239-0	3-28	5650-050-0309-0	7-21-1
5650-040-8832-0	4- 0-1	5650-040-9240-0	5- 1	5650-050-0310-0	7-21-2
5650-040-8836-0	4-19	5650-040-9244-0	11- 5a	5650-050-0311-0	7-21-3
5650-040-8872-0	6-15	5650-040-9264-0	6- 2	5650-050-0312-0	7-21-4
5650-040-8872-0	9- 0-1	5650-040-9264-0	7- 0-1	5650-050-0314-0	7-21-5
5650-040-8873-0	9- 1	5650-040-9302-0	12- 4	5650-050-0315-0	7-21-6
5650-040-8906-0	5- 4	5650-040-9305-0	12-10	5650-050-0316-0	7-12
5650-040-8908-0	5- 8	5650-040-9316-0	3-29	5650-050-0326-0	7- 4
5650-040-8920-0	5-21	5650-040-9320-0	14- 6	5650-050-0336-0	17-28
5650-040-8935-0	5-25	5650-040-9329-0	12-16	5650-050-0360-0	7- 9
5650-040-8950-0	5-31	5650-040-9333-0	3-28a	5650-050-0429-0	7-30
5650-040-8964-0	5- 9	5650-040-9370-0	11- 0-1a	5650-050-0431-0	7-23
5650-040-9040-0	17-26	5650-040-9372-0	11- 7a	5650-050-0438-0	7-13
5650-040-9041-0	17-26-1	5650-040-9381-0	3-32	5650-050-0438-0	17-29
5650-040-9042-0	17-26-2	5650-040-9410-0	14- 1	5650-050-0442-0	7-19
5650-040-9046-0	17-26-3	5650-040-9410-0	16- 0-1	5650-050-0507-0	7-25

Parts No. Pièces No.	Ref No. Rèf No.	Parts No. Pièces No.	Ref No. Rèf No.	Parts No. Pièces No.	Ref No. Rèf No.
5650-050-0785-0	8- 7	5650-050-1272-0	7-28-10	5660-010-1267-0	12- 7
5650-050-0786-0	8- 7-1	5650-050-1273-0	7-28-11	5660-010-1268-0	11-20
5650-050-0787-0	8- 7-2	5650-050-1274-0	7-28-12	5660-024-0051-0	2- 5
5650-050-0795-0	8- 7-3	5650-050-1275-0	7-28-13	5660-024-0053-0	2-16
5650-050-0796-0	8- 7-4	5650-050-1276-0	8- 1a	5660-024-0053-0	2-16a
5650-050-0797-0	8- 7-5	5650-050-1311-0	7-11	5660-024-0054-0	1-15
5650-050-0798-0	8- 7-6	5650-050-1312-0	7- 1	5660-024-1222-0	10-20
5650-050-0799-0	8- 7-7	5650-050-1818-0	7-29	5660-024-1223-0	12- 3
5650-050-0908-0	8- 4	5650-050-2298-0	15- 7	5660-024-1224-0	10-21
5650-050-0928-0	7-24	5650-050-2299-0	15- 9	5660-024-1224-0	11-21
5650-050-1046-0	7- 5	5650-050-2329-0	16- 3a	5660-024-1225-0	5-28
5650-050-1073-0	7-22	5650-050-2331-0	16- 5	5660-024-1251-0	1-16
5650-050-1077-0	7-16	5650-050-2332-0	16- 7	5660-024-1251-0	1-16a
5650-050-1098-0	7- 8	5650-050-2333-0	16- 8	5660-024-1251-0	5-12
5650-050-1152-0	7-18	5650-050-2334-0	16- 9	5660-024-1251-0	14-11
5650-050-1156-0	7- 6	5650-050-2335-0	16-10	5660-024-1255-0	14-12
5650-050-1161-0	7- 3	5650-050-2340-0	15- 1	5660-024-1257-0	2-17
5650-050-1162-0	7-15	5650-050-2341-0	16-16	5660-024-1261-0	13-10
5650-050-1238-0	8- 1	5650-050-2342-0	16-17	5660-024-1267-0	3-31
5650-050-1240-0	8- 6	5650-050-2346-0	16-21	5660-024-1267-0	13-11
5650-050-1244-0	7-17	5650-050-2347-0	16-22	5660-024-1280-0	3- 5
5650-050-1246-0	7-21-7	5650-050-2395-0	16-11	5660-024-1280-0	3- 5a
5650-050-1256-0	7-26	5650-050-2396-0	16-12	5660-024-1282-0	14- 3
5650-050-1257-0	7-27	5650-050-2397-0	16-18	5660-024-1308-0	1-27
5650-050-1258-0	7-27-1	5650-050-2398-0	16- 2	5660-024-3628-0	6-14
5650-050-1259-0	7-27-2	5651-661-0600-0	10-13	5660-024-4823-0	10-22
5650-050-1260-0	7-27-3	5651-661-1200-0	6- 1	5660-024-4878-0	3- 5A
5650-050-1261-0	7-27-4	5651-661-1200-0	17- 5	5660-024-4892-0	5-32
5650-050-1262-0	7-28	5651-661-1400-0	11-25	5660-035-0769-0	15-12
5650-050-1263-0	7-28-1	5651-661-1400-0	17- 6	5660-040-0683-0	2-18
5650-050-1264-0	7-28-2	5651-992-0000-1	10- 1	5660-040-0683-0	2-18a
5650-050-1265-0	7-28-3	5651-993-0014-0	10- 2	5660-040-2566-0	2-19
5650-050-1266-0	7-28-4	5660-010-0055-0	6- 5	5660-040-2566-0	2-19a
5650-050-1267-0	7-28-5	5660-010-0064-0	2-15	5660-040-1936-0	3-13
5650-050-1268-0	7-28-6	5660-010-0110-0	1-29	5660-040-1936-0	13-12
5650-050-1269-0	7-28-7	5660-010-1259-0	13- 9	5660-040-8451-0	3-10
5650-050-1270-0	7-28-8	5660-010-1260-0	6- 8	5660-043-0004-0	10-23
5650-050-1271-0	7-28-9	5660-010-1264-0	12- 6	5660-043-0005-0	2-20

Parts No. Pièces No.	Ref No. Réf No.	Parts No. Pièces No.	Ref No. Réf No.	Parts No. Pièces No.	Ref No. Réf No.
5660-043-0005-0	3-20	5661-047-1110-0	1-21	5663-002-6200-0	4-14
5660-043-0005-0	13-13	5661-060-2021-0	6-24	5663-008-7710-0	3-25
5660-043-0005-0	14-13	5661-060-2051-0	6-25	5663-008-7840-0	3- 1
5660-043-0126-0	4-10	5661-066-3006-0	12-17	5663-014-2360-0	4-15
5660-043-0725-0	10-24	5661-066-0004-0	6-23	5663-016-4820-0	5-14
5660-043-0726-0	5-29	5661-066-0004-0	12-13	5663-016-4830-0	5-15
5660-043-0728-0	11-27	5661-066-0004-0	12-14	5663-016-4900-0	5-16
5660-043-4005-0	13-14	5661-066-1006-0	12-18	5663-016-4900-0	17- 4
5660-045-0005-0	2-22	5661-066-1120-0	3- 4	5663-017-6450-0	14- 7
5660-045-0010-0	4-11	5661-066-1120-0	11-29	5663-017-6450-0	15- 0-1
5660-045-0405-0	2-21	5661-066-1121-0	1-22	5663-020-7330-0	3- 3
5660-045-0405-0	3-30	5661-066-1121-0	11-10	5663-030-7900-0	11- 1
5660-045-0405-0	10-25	5661-066-1123-0	2-23	5663-060-2210-0	16-20
5660-045-0405-0	11-22	5663-000-2680-0	1- 1	5663-060-7410-0	16- 3
5660-045-0405-0	12- 8	5663-000-2680-0	1- 1a	5663-060-7411-0	16- 4
5660-045-0405-0	14-14	5663-000-2680-0	11- 4	5663-060-7416-0	16-13
5660-045-0406-0	5-33	5663-000-3120-0	2- 2	5663-060-7420-0	16-19
5660-045-0410-0	4-12	5663-000-3120-0	17- 1	5663-060-7432-0	16- 1
5660-045-1406-0	14- 4	5663-000-3180-0	2- 3	5663-060-7539-0	16-14
5660-047-2404-0	1-17	5663-000-4250-0	5- 7	5663-060-7540-0	16-15
5660-047-6018-0	5-13	5663-000-4250-0	14- 9	5663-602-0740-0	16- 6
5660-047-6215-0	4-13	5663-000-5220-0	3-15	5663-602-2270-0	15-16
5660-047-6215-0	5- 6	5663-000-5230-0	3-16	5663-602-2640-0	15- 6
5660-052-0002-0	10-26	5663-000-5230-0	17- 9	5663-602-7830-0	15-15
5660-052-0002-0	17-39	5663-000-5510-0	3-23	5663-602-7890-0	15- 8
5660-052-0012-0	11-18	5663-000-5510-0	3-26	5663-602-7970-0	15-14
5660-052-0012-0	17-40	5663-000-5510-0	17- 2	5663-602-8260-0	15-13
5660-052-2010-0	5-30	5663-000-6120-0	4-17	5663-602-9380-0	15- 5
5660-066-5511-0	1-18	5663-000-7040-0	4- 4	5663-602-9630-0	16- 4a
5660-066-5538-0	1- 8	5663-000-9630-0	5-22	5663-607-1700-0	15- 2
5660-066-5538-0	3- 8	5663-001-3700-0	3-27	5663-607-1760-0	15-11
5660-066-5543-0	1- 9	5663-001-4040-0	11- 2a	5663-607-2120-0	15- 3
5660-066-5543-0	3- 9	5663-001-4820-0	11-28	5663-607-2670-0	15- 4
5661-045-0035-0	11-23	5663-001-5150-0	14- 8	5663-607-2680-0	15-10
5661-045-0035-0	12- 9	5663-001-5170-0	14- 5	5663-607-2690-0	15-17
5661-045-0035-0	14-15	5663-001-5170-0	17- 3	5663-701-7860-0	11-14
5661-047-1104-0	1-19	5663-001-8210-0	14-16	5663-701-7870-0	11-15
5661-047-1105-0	1-20	5663-002-6130-0	4-18	5663-701-7880-0	11-16

Parts No. Pièces No.	Ref No. Rèf No.	Parts No. Pièces No.	Ref No. Rèf No.		
5663-701-7880-0	17-35				
5663-701-7890-0	11-19				
5666-515-4300-0	6- 7				
5666-515-4300-0	17-30				
5667-231-2200-0	5-27				
5667-631-1601-0	5- 2				
5667-631-1601-0	5- 2a				
5667-831-1600-0	5- 3				
5667-831-1600-0	5- 3a				
5667-910-4501-0	2-12				
5668-712-6300-0	10-18				
5669-413-3900-0	2-14				
5669-413-3900-0	17-37				
5669-644-1701-0	3-18				
5669-644-1710-0	13- 3				
5669-665-4000-0	11-24				
5669-674-0510-0	12- 2				
5669-674-4000-0	12- 1				

SHASSI

Parts No. Pièces No.	Ref No. Réf No.	Parts No. Pièces No.	Ref No. Réf No.	Parts No. Pièces No.	Ref No. Réf No.
V112-166-0016-0	20- 8	V201-260-8016-0	49-34	V201-260-8135-0	40-10
V200-260-6012-0	18-19	V201-260-8016-0	50- 4	V201-261-0014-0	55-26
V200-260-6012-0	26- 9	V201-260-8016-0	55-22	V201-261-0014-0	56-26
V200-260-6012-0	50-11	V201-260-8016-0	56-22	V201-261-0016-0	30-19-1
V200-260-6012-0	51-22	V201-260-8018-0	47-31	V201-261-0016-0	31-17
V200-260-6014-0	18- 8	V201-260-8020-0	29-29	V201-261-0020-0	20-19a
V200-260-6014-0	45-15	V201-260-8020-0	29-48	V201-261-0020-0	29-56
V200-260-6016-0	22-25	V201-260-8020-0	30-51	V201-261-0020-0	32- 3
V200-260-6010-0	50-33	V201-260-8020-0	42- 3	V201-261-0020-0	57-13
V200-260-6018-0	51- 6	V201-260-8020-0	44-18	V201-261-0025-0	20-19
V200-260-6020-0	49- 4	V201-260-8020-0	49-21	V201-261-0030-0	32- 2
V200-260-6025-0	48- 2	V201-260-8020-0	49-31a	V201-261-0035-0	30-19
V200-260-6025-0	51- 7	V201-260-8020-0	55-16	V201-261-0035-0	36- 8
V200-260-6030-0	49- 5	V201-260-8020-0	56-16	V201-261-0040-0	45- 5
V200-260-6035-0	47-13	V201-260-8020-0	61- 9	V201-261-0045-0	38- 5
V200-260-6040-0	48-22	V201-260-8022-0	30-44	V201-261-0045-0	45- 6
V200-260-8012-0	32-21	V201-260-8025-0	18-36a	V201-261-2020-0	55- 5
V200-460-8025-0	54- 5	V201-260-8025-0	21-16	V201-261-2020-0	56- 5
V200-461-2030-0	38-18	V201-260-8025-0	21-22	V201-261-2025-0	26- 6
V201-260-8012-0	19- 6	V201-260-8025-0	36-19	V201-261-2025-0	49-27
V201-260-8012-0	19-17	V201-260-8025-0	40-14	V201-261-2025-0	54-39
V201-260-8012-0	51-26	V201-260-8025-0	46-22	V201-261-2030-0	36-25
V201-260-8015-0	29- 9	V201-260-8025-0	50- 8	V201-261-2030-0	36-25-1
V201-260-8016-0	18-39	V201-260-8025-0	55-18	V201-261-2035-0	36-37
V201-260-8016-0	20- 3	V201-260-8025-0	56-18	V201-261-2035-0	45-22
V201-260-8016-0	20-16	V201-260-8028-0	33-13	V201-261-2050-0	38- 4
V201-260-8016-0	20-23	V201-260-8030-0	22- 9	V201-261-2055-0	45-23
V201-260-8016-0	22-18	V201-260-8030-0	54-20	V201-261-2055-0	53- 6
V201-260-8016-0	29-32	V201-260-8035-0	18-13	V201-460-8025-0	24- 5
V201-260-8016-0	30-45	V201-260-8035-0	18-36	V201-460-8025-0	43-16
V201-260-8016-0	31-36	V201-460-8035-0	22-14	V201-461-0030-0	21-25
V201-260-8016-0	35-45	V201-260-8035-0	33- 5	V201-461-0030-0	28-26
V201-260-8016-0	39-29	V201-260-8035-0	40- 5	V201-461-2020-0	25- 9
V201-260-8016-0	45-36	V201-260-8040-0	47-21	V203-261-0020-0	32-32
V201-260-8016-0	46-16	V201-260-8050-0	40-10	V203-261-2020-0	29- 4
V201-260-8016-0	48-15	V201-260-8060-0	33- 4	V203-261-2035-0	29- 5
V201-260-8016-0	49-14	V201-260-8065-0	19-10	V203-461-2030-0	20-29
V201-260-8016-0	49-31	V201-260-8085-0	48-14	V210-160-6030-0	61- 6

PORts No. Pièces No.	Ref No. Réf No.	Parts No. Pièces No.	Ref No. Réf No.	Parts No. Pièces No.	Ref No. Réf No.
V220-340-8020-0	47- 9	V300-260-0120-0	29-12	V401-160-0060-0	26-10
V250-461-2025-0	38-17	V300-460-0120-0	38-19	V401-160-0060-0	32-15
V251-261-2025-0	36-24	V302-260-0060-0	48-26	V401-160-0060-0	47-14
V252-261-0030-0	36-36	V302-260-0080-0	29-49	V401-160-0060-0	48- 3
V252-261-0035-0	36- 3a	V302-260-0080-0	30- 7	V401-160-0060-0	50-12
V252-261-0035-0	36-36a	V302-260-0080-0	31- 7	V401-160-0060-0	50-34
V252-261-0036-0	36-3	V302-260-0080-0	31-48	V401-160-0060-0	51- 9
V252-261-0036-0	38-28	V302-260-0080-0	32-29	V401-160-0060-0	51-24
V252-261-2025-0	33-15	V302-260-0080-0	32-34	V401-160-0080-0	18-35
V300-260-0050-0	51-30	V302-260-0080-0	46-10	V401-160-0080-0	19- 7
V300-260-0060-0	32-16	V302-260-0100-0	50-37	V401-160-0080-0	20-17
V300-260-0060-0	39-25	V302-260-0120-0	21-28	V401-160-0080-0	19-18
V300-260-0060-0	50-13	V302-260-0120-0	53-11	V401-160-0080-0	19-12
V300-260-0060-0	50-35	V302-260-0120-0	54-13	V401-160-0080-0	20- 4
V300-260-0060-0	51-10	V303-260-0100-0	36- 4	V401-160-0080-0	20-24
V300-260-0060-0	51-23	V303-260-0100-0	38-30	V401-160-0080-0	21-17
V300-260-0080-0	18-38	V303-260-0100-0	43-14	V401-160-0080-0	21-23
V300-260-0080-0	19-13	V303-260-0100-0	45- 9	V401-160-0080-0	22-10
V300-260-0080-0	29-45	V303-260-0120-0	36-27	V401-160-0080-0	22-15
V300-260-0080-0	30-46	V303-460-0120-0	29- 3	V401-160-0080-0	22-19
V300-260-0080-0	30-52	V303-260-0100-0	22- 5	V401-160-0080-0	29-10
V300-260-0080-0	32-28	V321-160-0120-0	23- 8	V401-160-0080-0	29-30
V300-260-0080-0	39-31	V321-160-0120-0	26-13	V401-160-0080-0	29-33
V300-260-0080-0	48-17	V321-160-0120-0	39-16	V401-160-0080-0	39-30
V300-260-0080-0	48-31	V321-260-0100-0	22-35	V401-160-0080-0	30-47
V300-260-0080-0	49-24	V321-260-0100-0	23-27	V401-160-0080-0	30-53
V300-260-0080-0	49-26	V321-260-0100-0	23-32	V401-160-0080-0	31-37
V300-260-0080-0	50- 6	V321-260-0100-0	28- 6	V401-160-0080-0	32-35
V300-260-0080-0	54-22	V321-260-0100-0	28-33	V401-160-0080-0	33- 6
V300-260-0080-0	61-11	V321-260-0120-0	21-11	V401-160-0080-0	35-20
V300-260-0100-0	30-20	V330-260-0100-0	29- 8	V401-160-0080-0	35-46
V300-260-0100-0	57- 6	V331-260-0100-0	28-22	V401-160-0080-0	36-15
V300-260-0120-0	20-36	V370-160-0080-0	48-30	V401-160-0080-0	36-20
V300-260-0120-0	23-19	V401-160-0050-0	51-31	V401-160-0080-0	40-11
V300-260-0120-0	23-22	V401-160-0060-0	18- 9	V401-160-0080-0	40-15
V300-260-0120-0	53- 4	V401-160-0060-0	18-20	V401-160-0080-0	42- 4
V300-260-0120-0	53- 8	V401-160-0060-0	20-28	V401-160-0080-0	42-15
V300-260-0120-0	53-16	V401-160-0060-0	22-26	V401-160-0080-0	44-19

Parts No. Pièces No.	Ref No. Réf No.	Parts No. Pièces No.	Ref No. Réf No.	Parts No. Pièces No.	Ref No. Réf No.
V401-160-0080-0	45-37	V401-160-0010-0	43-27	V413-160-0060-0	29-53
V401-160-0080-0	46-23	V401-160-0100-0	45- 7	V413-160-0060-0	32-14
V401-160-0080-0	47-10	V401-160-0100-0	50-36	V413-160-0060-0	39-10
V401-160-0080-0	47-22	V401-160-0100-0	55-27	V413-160-0060-0	39-27
V401-160-0080-0	47-32	V401-160-0100-0	56-27	V413-160-0060-0	45-28
V401-160-0080-0	48-11	V401-160-0100-0	57- 7	V413-160-0060-0	49- 7
V401-160-0080-0	48-16	V401-160-0100-0	57-14	V413-160-0060-0	51- 8
V401-160-0080-0	48-29	V401-160-0120-0	20-30	V413-160-0060-0	61-12
V401-160-0080-0	49-15	V401-160-0120-0	20-35	V413-160-0080-0	18-12
V401-160-0080-0	49-23	V401-160-0120-0	23-23	V413-160-0080-0	18-37
V401-160-0080-0	49-32	V401-160-0120-0	25-10	V413-160-0080-0	19- 8
V401-160-0080-0	49-36	V401-160-0120-0	26- 7	V413-160-0080-0	19-11
V401-160-0080-0	50- 5	V401-160-0120-0	27-10	V413-160-0080-0	20- 5
V401-160-0080-0	50- 9	V401-160-0120-0	29- 6	V413-160-0080-0	20-18
V401-160-0080-0	51-27	V401-160-0120-0	29-11	V413-160-0080-0	20-25
V401-160-0080-0	54- 6	V401-160-0120-0	36-26	V413-160-0080-0	29-42
V401-160-0080-0	54-21	V401-160-0120-0	38- 6	V413-160-0080-0	30-11
V401-160-0080-0	55-17	V401-160-0120-0	38-20	V413-160-0080-0	30-14
V401-160-0080-0	55-23	V401-160-0120-0	45-24	V413-160-0080-0	30-54
V401-160-0080-0	56-17	V401-160-0120-0	49-28	V413-160-0080-0	31-11
V401-160-0080-0	56-23	V401-160-0120-0	53- 3	V413-160-0080-0	31-14
V401-160-0080-0	61-10	V401-160-0120-0	53- 7	V413-160-0080-0	31-39
V401-160-0100-0	20-20	V401-160-0120-0	53-15	V413-160-0080-0	31-49
V401-160-0100-0	22-34	V401-160-0120-0	54-40	V413-160-0080-0	33- 7
V401-160-0100-0	23-34a	V401-160-0120-0	55- 6	V413-160-0080-0	35-21
V401-160-0100-0	28-14	V401-160-0120-0	56- 6	V413-160-0080-0	35-35
V401-160-0100-0	28-27	V401-160-0160-0	50-23	V413-160-0080-0	35-47
V401-160-0100-0	28-35	V401-160-0200-0	28- 3	V413-160-0080-0	36-34
V401-160-0100-0	29- 7	V401-260-0100-0	21-26	V413-160-0080-0	40-16
V401-160-0100-0	29-28	V410-160-0140-0	35-23	V413-160-0080-0	47-23
V401-160-0100-0	29-57	V410-160-0140-0	35-23a	V413-160-0080-0	49-16
V401-160-0100-0	31-29	V411-160-0050-0	45-31	V413-160-0080-0	49-22
V401-160-0100-0	32- 4	V411-160-0080-0	40-12	V413-160-0080-0	49-33
V401-160-0100-0	32-33	V411-160-0100-0	28-21	V413-160-0080-0	49-35
V401-160-0100-0	36- 5	V411-160-0200-0	21- 5	V413-160-0080-0	54- 7
V401-160-0100-0	38- 7	V411-160-0200-0	23- 5	V413-160-0080-0	55-19
V401-160-0100-0	38-29	V413-160-0060-0	18-10	V413-160-0080-0	55-24
V401-160-0100-0	42-12	V413-160-0060-0	20-37	V413-160-0080-0	56-19

Parts No. Pièces No.	Ref No. Rèf No.	Parts No. Pièces No.	Ref No. Rèf No.	Parts No. Pièces No.	Ref No. Rèf No.
V413-160-0080-0	56-24	V500-152-5025-0	23-28	V580-140-5028-0	31-46
V413-160-0080-0	57-11	V500-152-5025-0	23-33	V580-140-5030-0	54-29
V413-160-0100-0	23-34	V500-152-5025-0	28-34	V580-140-5032-0	29-18
V413-160-0100-0	29-58	V500-152-5025-0	35-44	V580-140-5040-0	35- 9
V413-160-0100-0	32- 5	V500-153-0018-0	29-36	V580-140-6022-0	42-19
V413-160-0100-0	36- 6	V500-153-0018-0	29-43	V580-140-5032-0	25-28
V413-160-0100-0	45- 8	V500-153-0018-0	30-55	V580-140-6032-0	27- 6
V413-160-0100-0	55-28	V500-153-0018-0	31-40	V580-140-6032-0	34-37
V413-160-0100-0	56-28	V500-153-0018-0	31-50	V580-140-8028-0	31-45
V413-160-0120-0	20-34	V500-153-0018-0	39-20	V600-110-5205-0	34- 2
V413-160-0120-0	29- 2	V500-153-0018-0	42- 7	V600-110-6008-0	24-11
V413-160-0120-0	39-19	V500-153-0025-0	21-12	V600-110-6009-0	43-17
V413-160-0120-0	49-29	V500-153-0025-0	23- 9	V600-110-6010-0	43- 3
V413-160-0120-0	53-14	V500-153-0025-0	26-12	V600-110-6203-0	37- 9
V413-160-0120-0	54-41	V500-153-0025-0	39-17	V600-110-6203-0	41- 4
V413-160-0160-0	30-31	V500-153-0030-0	55-30	V600-110-6203-0	41-17
V413-160-0160-0	31-27	V500-153-0030-0	56-30	V600-110-6204-0	25-17
V413-160-0160-0	54-25	V500-154-0025-0	30-32	V600-110-6204-0	26-15
V500-152-0012-0	61-13	V500-154-0025-0	31-28	V600-110-6024-0	34- 4
V500-152-0015-0	45-29a	V500-154-0025-0	54-36	V600-110-6204-0	34-23
V500-152-0015-0	45-32	V500-154-0030-0	30-32a	V600-110-6024-0	34-29
V500-152-0018-0	29-52	V500-154-0030-0	31-28a	V600-100-6205-0	25-11
V500-152-0018-0	30-12	V521-100-8014-0	33-17	V600-110-6025-0	26-17
V500-152-0018-0	30-15	V521-100-8016-0	22- 6	V600-110-6206-0	25-14
V500-152-0018-0	31-12	V521-100-8016-0	24- 3	V600-110-6206-0	43-19
V500-152-0018-0	31-15	V521-100-8016-0	33- 8	V600-110-6208-0	38-25
V500-152-0018-0	35-33	V521-100-8016-0	33- 8a	V600-110-6302-0	25-19
V500-152-0018-0	39- 9	V521-100-8016-0	36-21	V600-110-6304-0	37- 6
V500-152-0018-0	39-26	V521-100-8016-0	38- 8	V600-110-6306-0	38-24
V500-152-0020-0	29-52a	V521-100-8016-0	40- 9	V600-140-6201-0	55-34
V500-152-0025-0	28- 7	V521-100-8016-0	43- 5	V600-140-6201-0	56-24
V500-152-5015-0	45-29	V521-100-8030-0	24- 2	V600-140-6205-0	55- 8
V500-152-5015-0	57-12	V521-100-8030-0	43- 6	V600-140-6205-0	56- 8
V500-152-5018-0	30-26	V580-140-4016-0	39- 4	V600-150-6205-0	55-15
V500-152-5018-0	31-23	V580-140-4036-0	46-19	V600-150-6205-0	56-15
V500-152-5020-0	36-35	V580-140-5018-0	48-20	V607-110-6204-0	34-11
V500-152-5020-0	54-10	V580-140-5020-0	35-32	V607-110-6205-0	34-35
V500-152-5025-0	22-36	V580-140-5025-0	35-27	V607-110-6304-0	37- 6a

Parts No. Pieces No.	Ref No. Ref No.	Parts No. Pieces No.	Ref No. Ref No.	Parts No. Pieces No.	Ref No. Ref No.
V653-615-2122-0	41-13	V705-140-0200-0	27- 4	V721-113-1050-0	47- 7
V653-622-2820-0	34-40	V705-140-0210-0	41-14	V721-113-1055-0	45-19
V654-416-2017-0	34- 6	V705-140-0320-0	55-35	V740-120-3508-0	29-21
V654-420-2417-0	41- 8	V705-140-0320-0	56-35	V742-120-3205-0	27-12
V654-420-2422-0	41- 9	V705-140-0400-0	41- 3	V742-125-4005-0	25-20
V654-422-2726-0	34-17	V705-140-0400-0	41-16	V742-130-4506-0	46- 5
V654-435-4013-0	34-50	V705-140-0470-0	34-24	V744-114-2807-0	47- 5
V680-200-0010-0	35-17	V705-140-0470-0	34-28	V744-120-3508-0	34- 5
V680-200-0010-0	42-25	V705-140-0520-0	55-10	V744-120-3508-0	34-31
V704-140-0120-0	55-36	V705-140-0520-0	56-10	V744-125-4708-0	24-20
V704-140-0120-0	56-36	V705-140-0680-0	24-15	V744-130-4508-0	43-20
V704-140-0140-0	35-14	V705-140-0800-0	38-27	V744-134-4808-0	23-12
V704-140-0150-0	25-15	V720-101-9007-0	45-35	V744-135-5508-0	37- 2
V704-140-0200-0	34-12	V720-101-9007-0	46-18	V760-400-0000-0	30-29
V704-140-0200-0	37- 8	V720-101-9008-0	40-13	V761-400-0000-0	22-16
V704-140-0200-0	41-19	V720-101-9010-0	48- 9	V761-400-0000-0	23-38
V704-140-0220-0	30-28	V720-102-4010-0	42-31	V763-400-0000-0	29-14
V704-140-0220-0	31-25	V720-102-4010-0	43-26	V763-400-0000-0	30- 4
V704-140-0220-0	34-19	V720-102-4010-0	46-13	V763-400-0000-0	31- 4
V704-140-0220-0	44- 7	V720-102-4012-0	45-20	V781-100-0004-0	21- 2a
V704-140-0220-0	44-15	V720-102-4014-0	35-24	V781-100-0004-0	38- 9
V704-140-0250-0	24-19	V720-102-4018-0	44- 5	V883-005-0012-0	25- 5
V704-140-0250-0	34- 3	V720-102-4018-0	44-13	V888-124-5010-0	26- 2
V704-140-0250-0	34-52	V720-102-4018-0	48- 7	V888-240-0816-0	38-35
V704-140-0250-0	36-29	V720-102-4020-0	21- 7a	V899-000-0816-0	38-15
V704-140-0250-0	37-10	V720-102-4020-0	23- 6	V889-000-0816-0	38-36
V704-140-0250-0	44- 8	V720-102-4020-0	47-11	V889-004-5010-0	26- 3
V704-140-0250-0	44-16	V720-102-4020-0	47-30	V920-550-8010-0	60- 6
V704-140-0250-0	55- 7	V720-102-4020-0	48- 4	V920-551-2014-0	60- 7
V704-140-0250-0	56- 7	V720-103-4025-0	23-15	V920-551-3017-0	60- 8
V703-140-0300-0	25-12	V720-103-5028-0	47-19	V920-551-9022-0	60- 9
V704-140-0300-0	38-26	V720-103-5028-0	47-29	V936-150-0150-0	60- 3
V704-140-0300-0	46- 7	V720-105-7017-0	21-15	V941-150-6100-0	60- 5
V704-140-0350-0	34-51	V720-111-9005-0	47- 8	V945-150-6100-0	60- 4
V704-140-0350-0	46- 2	V720-112-4012-0	45-27	V999-200-0010-0	25- 6
V704-140-0350-0	55-42	V720-112-4012-0	46-21	V999-300-0010-0	25-34
V704-140-0350-0	56-42	V720-112-4022-0	47- 6	V999-300-0010-0	26- 4
V705-140-0200-0	25-25	V721-103-1025-0	21-32	V999-300-0010-0	26-22

Parts No. Pièces No.	Ref No. Réf No.	Parts No. Pièces No.	Ref No. Réf No.	Parts No. Pièces No.	Ref No. Réf No.
V999-300-0010-0	38-16	1302-225-0030-0	35-16	1404-312-0060-0	30-10
V999-300-0010-0	38-37	1302-225-0030-0	42-24	1404-312-0060-0	31-10
V999-300-0010-0	38-43	1305-241-0010-0	36-32	1404-402-0050-0	22-32
		1305-241-0010-0	36-32-1	1404-402-0050-0	23-26
		1305-241-0010-0	49- 9	1404-402-0050-0	23-31
		1305-931-0030-0	54-18	1404-402-0050-0	28-36
		1325-930-1050-0	26-14	1404-502-0130-0	46- 9
		1326-706-0020-0	21- 3	1407-111-0010-0	32-22
		1326-706-0020-0	22- 3	1407-403-0020-0	26-18
		1326-706-0020-0	29-13	1407-406-0020-0	28-29
		1326-708-0050-0	23-11	1407-406-0040-0	28-30
		1329-202-0011-0	55-33	1407-600-0520-0	51- 2
		1329-202-0011-0	56-33	1407-621-0120-0	51- 3
		1329-202-0030-0	55-37	1411-401-0010-0	23- 3
		1329-202-0030-0	56-37	1411-411-0020-0	26- 8
		1340-253-0020-0	33-16	1411-411-0030-0	26-11
		1341-906-0010-0	60-20	1411-621-0050-0	60-16
		1342-402-0060-0	51-20	1412-411-0010-0	26-16
		1352-404-0040-0	57- 8	1414-117-0050-0	39-13
		1365-224-0020-0	41- 6	1414-207-0050-0	35- 1
		1401-122-0050-0	30- 6	1414-207-0050-0	42- 6
		1401-122-0050-0	31- 6	1414-403-0030-0	23-21
		1401-906-0050-0	60- 2	1414-403-0040-0	23-14
		1402-500-9040-0	54-37	1414-503-0030-0	45-18
		1402-511-6000-0	54-35	1414-503-0040-0	45-17
		1402-621-0130-0	51- 4	1414-632-0050-0	49-12
		1402-900-9030-0	60-21	1415-312-5000-0	30- 8
		1403-207-0010-0	35- 3	1415-312-5000-0	31- 8
		1403-207-0010-0	42- 8	1415-312-6000-0	30- 9
		1403-312-0030-0	30-16	1415-505-0110-0	39-15
		1403-312-0030-0	31-16	1415-505-0140-0	48- 6
		1403-621-0310-0	50-17	1415-505-0150-0	39-12
		1403-621-0310-0	50-19	1416-120-0040-0	29-23
		1403-621-0310-0	50-21	1416-621-0020-0	51- 1
		1403-621-0310-0	50-25	1419-403-0010-0	23-13
		1403-621-0130-0	51- 5	1421-111-2100-0	32-23
		1404-312-0050-0	30-13	1421-111-2110-0	32-24
		1404-312-0050-0	31-13	1421-116-0010-0	39-23

Parts No. Pièces No.	Ref No. Rèf No.	Parts No. Pièces No.	Ref No. Rèf No.	Parts No. Pièces No.	Ref No. Rèf No.
1421-116-0020-0	39-24	1425-621-0040-0	57-15	1427-130-2040-0	56- 3
1421-122-0030-0	29-44	1426-506-0080-0	47-16	1427-130-2050-0	55-29
1421-400-0520-0	28-28	1426-506-0110-0	47-15	1427-130-2050-0	56-39
1421-403-0070-0	23-17	1426-621-0330-0	50-27	1427-130-2060-0	55-40
1421-403-0080-0	23-18	1426-621-0350-0	50-14	1427-130-2060-0	56-40
1421-502-0020-0	46-11	1426-621-0360-0	50-15	1427-130-2070-0	55-41
1421-502-0020-0	54- 2	1429-431-0010-0	27- 7	1427-130-2070-0	56-41
1421-502-0020-0	60-22	1427-020-2000-0	43-13	1427-130-2211-0	55- 9
1421-507-0130-0	68-25	1427-020-2002-0	43-13a	1427-130-2211-0	56- 9
1421-507-0140-0	48-24	1427-025-2000-0	40- 0-1	1427-130-2221-0	55-12
1421-507-0150-0	48-23	1427-043-2000-0	24- 1	1427-130-2221-0	56-12
1421-507-0160-0	48-27	1427-101-0060-0	18- 7	1427-130-2230-0	55-13
1421-507-0161-0	48-27a	1427-101-0070-0	18-11	1427-130-2230-0	56-13
1421-507-0162-0	48-27b	1427-101-0110-0	18-16	1427-130-2240-0	55-14
1421-507-0170-0	48-28	1427-101-0120-0	18-17	1427-130-2240-0	56-14
1421-600-0550-0	50-16	1427-101-0220-0	18-23	1427-130-2250-0	55-21
1421-600-0570-0	50-20	1427-101-0280-0	18-24	1427-130-2250-0	56-21
1421-611-0020-0	49- 2a	1427-101-2830-0	18-27	1427-130-2260-0	55-32
1421-611-0030-0	49- 3	1427-101-2840-0	18-30	1427-130-2260-0	56-32
1421-611-0040-0	49-11	1427-101-2860-0	18-29	1427-130-2270-0	55-11
1421-621-0020-0	32- 9	1427-101-2870-0	18-32	1427-130-2401-0	55- 4
1421-621-0360-0	51-19	1427-101-2880-0	18-31	1427-130-2600-0	55-20
1421-621-2400-0	51- 5a	1427-111-0010-0	32-25	1427-130-2600-0	56-20
1421-621-2500-0	51- 1a	1427-111-2000-0	32-20	1427-130-2700-0	55-38
1421-903-0160-0	58- 9	1427-111-2100-0	32-27	1427-130-2700-0	56-38
1421-904-0140-0	58-17	1427-117-0010-0	39-14	1427-130-2800-0	55-25
1421-904-0190-0	58-18	1427-120-0010-0	29-15	1427-130-2900-0	55-29
1421-906-0020-0	60-10	1427-120-0020-0	92-16	1427-130-2900-0	56-29
1421-906-2000-0	60-24	1427-120-0160-0	29-27	1427-130-3000-0	57- 0-1
1421-922-0010-0	53- 9	1427-120-2300-0	29-24	1427-130-3010-0	57- 5
1422-940-0080-0	58-10	1427-120-2400-0	29-25	1427-130-3030-0	57- 9
1422-940-0140-0	58-47	1427-120-2500-0	29-26	1427-130-3101-0	57- 1
1423-520-0010-0	54-17	1427-130-0001-0	55- 0-1	1427-130-3200-0	57- 2
1423-520-0011-0	54-17a	1427-130-2020-0	55- 1	1427-130-3302-0	57- 3
1423-621-0030-0	51-12	1427-130-2020-0	56- 1	1427-130-3401-0	57-10
1423-621-2010-0	60-17	1427-130-2030-0	55- 2	1427-131-0001-0	56- 0-1
1424-101-0031-0	18-21	1427-130-2030-0	56- 2	1437-131-2010-0	56-11
1425-621-0040-0	51-25	1427-130-2040-0	55- 3	1427-131-2101-0	56- 4

Parts No. Pieces No.	Ref No. Ref No.	Parts No. Pieces No.	Ref No. Ref No.	Parts No. Pieces No.	Ref No. Ref No.
1427-131-2200-0	56-25	1427-204-0031-0	34-38a	1427-218-0010-0	36-30
1427-201-0010-0	33- 1	1427-205-0011-0	34-25a	1427-219-0010-0	36-31-1
1472-201-0020-0	36- 1	1427-205-0010-0	34-25	1472-219-2000-0	36-22-1
1427-201-0021-0	36- 1a	1427-205-2000-0	34-30	1427-219-2100-0	36-23-1
1472-201-0030-0	36- 2	1427-207-0010-0	33-11	1427-251-0010-0	40- 1
1427-201-0040-0	36- 7	1427-207-0020-0	33-12	1427-251-0020-0	40- 6
1472-201-0050-0	33- 2	1472-207-0020-0	40- 2	1472-251-0030-0	40- 7
1427-201-0060-0	33- 3	1427-207-0030-0	35- 2	1427-251-0040-0	40- 3
1472-201-0070-0	33- 9	1472-207-0050-0	35- 4	1472-252-0010-0	41 1
1472-201-0080-0	33-10	1427-207-0040-0	35- 5	1427-252-0020-0	41- 2
1472-201-0090-0	36-28	1472-207-0060-0	35- 6	1472-252-0020-0	41-21
1427-201-0110-0	36-31	1427-207-0070-0	35- 7	1427-252-0030-0	41- 5
1472-201-0120-0	36- 9	1427-207-0080-0	33-14	1472-252-0040-0	41- 7
1427-201-0130-0	36-10	1427-208-2000-0	35-22	1427-252-0050-0	41-10
1472-201-0140-0	36-11	1427-208-2100-0	35-25	1472-252-0060-0	41-11
1427-201-0150-0	36-12	1427-209-2000-0	35-37	1427-252-0070-0	41-12
1472-201-0160-0	36-16	1427-209-2100-0	35-38	1472-253-0010-0	41-15
1427-201-0160-0	45-10	1427-210-0010-0	35-12	1427-253-0020-0	41-18
1472-201-0170-0	36-13	1427-210-0020-0	35-10	1428-253-0030-0	41-20
1427-201-0180-0	36-17	1427-210-0030-0	35-19	1427-254-0010-0	42-28
1472-201-0190-0	36-18	1472-210-0040-0	35-18	1427-254-0020-0	42-23
1427-201-0210-0	36-33	1427-210-0040-0	40- 4	1427-254-0030-0	42-18
1472-202-0010-0	34- 1	1427-210-0040-0	40- 8	1427-255-0010-0	42-26
1427-202-0020-0	34- 7	1427-210-0050-0	35-13	1427-255-0020-0	42-21
1472-202-0030-0	34- 8	1427-210-0061-0	35-11	1427-255-0030-0	42-13
1427-202-0040-0	34- 9	1427-210-0070-0	35-15	1427-255-0040-0	42-14
1472-202-0050-0	34-10	1427-210-0080-0	35-31	1427-256-0010-0	42-27
1427-203-0020-0	34-15	1427-210-0090-0	35-30	1427-256-0020-0	42-22
1472-203-0031-0	34-16	1427-210-0110-0	35-34	1427-256-0030-0	42-17
1427-203-0050-0	34-20	1427-210-2000-0	35-29	1427-257-0010-0	42-29
1472-203-0060-0	34-21	1472-211-0040-0	37- 5	1427-257-0020-0	42-30
1427-203-0080-0	24-17	1427-211-0041-0	37- 5a	1427-258-0010-0	42- 1
1472-203-0080-0	34-13	1472-212-0010-00	37- 1	1427-258-0020-0	42- 2
1427-203-0080-0	37- 4	1427-212-0020-0	37- 7	1427-258-0030-0	42- 5
1472-203-0090-0	34-14	1427-212-0030-0	37- 3	1427-258-0040-0	42- 9
1427-204-0010-0	34-39	1427-216-0031-0	35-43	1427-258-0050-0	42-11
1472-204-0020-0	34-36	1427-216-2000-0	35-41	1427-258-2000-0	42-10
1427-204-0030-0	34-38	1427-216-2100-0	35-42	1427-301-0021-0	43- 4

Parts No. Pièces No.	Ref No. Réf No.	Parts No. Pièces No.	Ref No. Réf No.	Parts No. Pièces No.	Ref No. Réf No.
1427-301-0030-0	24- 6	1427-310-2101-0	44- 1a	1427-401-0010-0	23- 2
1427-301-0030-0	43- 7	1427-310-2101-0	44- 9a	1427-401-2100-0	23- 1
1427-301-0040-0	43-11	1427-310-2200-0	44- 3	1427-403-0020-0	23-36
1427-301-0050-0	24- 8	1427-310-2200-0	44-11	1427-403-0031-0	23-16
1427-301-0050-0	43-12	1427-310-2201-0	44- 3a	1427-403-2200-0	23-10
1427-301-0060-0	43- 9	1427-310-2201-0	44-11a	1427-403-2300-0	23-20
1472-301-0070-0	43- 8	1427-310-2300-0	44- 4	1427-406-0010-0	28- 9
1427-301-0080-0	24- 4	1427-310-2400-0	44- 6	1427-406-0020-0	28-10
1472-301-0080-0	43-15	1427-310-2400-0	44-14	1427-406-0031-0	28-11
1427-301-0090-0	43-10	1427-310-2500-0	44- 0-2	1427-406-0040-0	28-12
1472-301-0110-0	43-18	1427-310-2501-0	44- 0-2a	1427-406-0050-0	28-13
1427-301-0120-0	43- 1	1427-310-2700-0	44-12	1427-406-0060-0	28-15
1427-301-0131-0	43- 2	1427-312-0010-0	30- 2	1427-406-0070-0	28-17
1427-301-0140-0	43-22	1427-312-0010-0	31- 2	1427-406-0080-0	28-18
1427-301-0150-0	43-23	1427-312-0020-0	30-18	1427-406-0090-0	28-19
1427-301-0160-0	43-24	1427-313-2000-0	31-30	1427-406-0110-0	28-20
1427-301-0170-0	43-25	1427-313-2040-0	30-38	1427-406-0120-0	28-23
1427-301-0180-0	43-21	1427-313-2040-0	31-31	1427-406-0130-0	28-24
1427-301-0190-0	30-21	1427-313-2050-0	30-39	1427-406-0140-0	28-25
1427-301-0190-0	31-19	1427-313-2050-0	31-32	1427-406-0150-0	28- 2
1427-301-0210-0	30-25	1427-313-2060-0	30-40	1427-406-0160-0	28- 4
1427-301-0210-0	31-22	1427-313-2060-0	31-33	1427-406-0170-0	28- 5
1472-306-0010-0	38- 1	1427-313-2090-0	30-41	1427-406-0180-0	28-32
1427-306-0020-0	38- 2	1427-313-2090-0	31-34	1427-406-2000-0	28- 1
1472-306-0030-0	38- 3	1427-313-2200-0	31-35	1427-406-2201-0	28- 8
1427-207-0020-0	38-21	1427-317-0040-0	38-31	1427-406-2300-0	28-16
1427-307-0030-0	38-22	1427-317-2010-0	38-14	1427-411-2000-0	26- 1
1427-307-0040-0	38-23	1427-332-2100-0	26-19	1427-411-2100-1	26- 5
1427-310-0010-0	44- 2	1427-332-2110-0	26-21	1427-431-0012-0	21- 1
1427-310-0010-0	44-10	1427-332-2200-1	26-20	1427-431-0020-0	21-31
1427-310-0010-0	60-27	1427-337-2100-0	25-30	1427-431-0030-0	21-10
1427-310-0020-0	44-17	1427-337-2101-0	25-30a	1427-431-0030-0	23- 7
1427-310-0030-0	44- 6a	1427-337-2110-0	25-32	1427-431-0050-0	24-18
1427-310-0030-0	44-14a	1427-337-2111-0	25-32a	1427-431-0051-0	24-18a
1427-310-2000-0	44- 0-1	1427-337-2120-0	25-33	1427-431-0060-0	21-13
1427-310-2001-0	44- 0-1a	1427-337-2200-1	25-31	1427-431-0070-0	21-14
1427-310-2100-0	44- 1	1427-337-2310-0	38-41	1427-431-0090-0	25-23
1427-310-2100-0	44- 9	1427-337-2320-0	38-42	1427-431-0090-0	27- 3

Parts No. Pièces No.	Ref No. Réf No.	Parts No. Pièces No.	Ref No. Réf No.	Parts No. Pièces No.	Ref No. Réf No.
1427-431-0110-0	27- 2	1427-433-0130-0	22-13	1427-503-0040-0	45-13
1427-431-0130-0	27- 9	1427-433-0140-0	22-20	1427-503-0050-0	45-14
1427-431-0140-0	27-11	1427-433-0150-0	21-29	1427-503-0060-0	47-18
1427-431-2000-0	21- 4	1427-433-0160-0	22-21	1427-503-0061-0	47-18a
1427-431-2000-0	23- 4	1427-433-0170-0	22-22	1427-503-0071-0	47-20
1427-431-2200-0	27- 1	1427-433-0180-0	22-23	1427-503-0080-0	47-24
1427-431-2300-0	27- 8	1427-433-0190-0	22-24	1427-511-0020-0	54- 8
1427-431-2402-0	21-30	1427-433-0210-0	22-27	1427-511-0010-0	54- 9
1427-431-3000-0	24- 1a	1427-433-0220-0	22-28	1427-511-0030-0	54-31
1427-432-0020-0	24-16	1427-433-0220-0	32-27	1427-511-0040-0	54-28
1427-432-0030-0	24- 7	1427-433-0230-0	22-29	1427-511-0050-0	54-24
1427-432-0040-0	24- 9	1427-433-0230-0	23-35	1427-511-0061-0	54- 3
1427-432-0050-0	24-10	1427-433-0250-0	22-33	1427-511-0071-0	54- 4
1427-432-0060-0	24-12	1427-433-0250-0	23-25	1427-511-2000-0	54- 1
1427-432-0070-0	24-13	1427-433-0250-0	23-30	1427-511-2100-0	54-14
1427-432-0090-0	21-21	1427-433-2000-0	25-21	1427-511-2200-0	54-11
1427-432-0120-0	21-24	1427-433-2100-0	22-11	1427-511-2400-0	54-15
1427-432-0130-0	21-27	1427-433-2101-0	22-11a	1427-511-2500-0	54-33
1427-432-0140-0	21-20	1427-433-2200-0	22-12	1427-511-2501-0	54-33a
1427-432-0141-0	21-20a	1427-433-2201-0	22-12a	1427-511-2600-0	54-36
1427-432-0150-0	25-26	1427-433-2300-0	22-17	1427-511-2601-0	54-36a
1427-432-0160-0	25-27	1437-433-2301-0	22-17a	1427-511-2700-0	54-16
1427-432-0170-0	24-14	1427-433-2400-0	22-30	1427-511-2730-0	54-30
1427-432-2000-0	21-18	1427-433-2400-0	23-29	1427-511-2800-0	54-27
1427-432-2001-0	21-18a	1427-433-2500-0	22-31	1427-511-2900-0	54-23
1427-432-2100-0	21-19	1427-433-2500-0	23-24	1427-511-3000-0	54-32
1427-432-2101-0	21-19a	1427-441-2001-0	25- 1	1427-511-3100-0	54-19
1427-433-0010-0	22- 1	1427-441-2010-0	25- 4	1427-511-3200-0	54-12
1427-433-0020-0	22- 4	1427-441-2100-0	25- 3	1427-601-0020-0	20-11
1427-433-0030-0	25-22	1427-441-2201-0	25- 2	1427-601-0030-0	20-01
1427-433-0040-0	25-24	1427-501-0020-0	45- 2	1427-601-0030-0	35-48
1427-433-0050-0	25-18	1427-501-0030-0	45- 3	1427-601-0030-0	55-31
1427-433-0060-0	25-16	1427-501-0040-0	45- 4	1427-601-0030-0	56-31
1427-433-0070-0	22- 7	1427-502-0030-0	46- 8	1427-601-0050-0	20-27
1427-433-0080-0	22- 8	1472-502-2010-0	46- 6	1427-601-0070-0	20- 7
1427-433-0090-0	25- 7	1427-503-0010-0	45-16	1427-602-0010-0	32-17
1427-433-0110-0	25- 8	1472-503-0021-0	45-11	1427-602-0020-0	32-18
1427-433-0120-0	25-13	1427-503-0031-0	45-12	1427-602-0030-0	32-19

Parts No. Pièces No.	Ref No. Réf No.	Parts No. Pièces No.	Ref No. Réf No.	Parts No. Pièces No.	Ref No. Réf No.
1427-605-0010-0	20- 7-1	1427-623-2020-0	50-26	1427-934-0190-0	59-17
1427-606-2000-1	49-19	1427-904-0041-0	58- 6	1427-937-0030-0	58-23
1427-606-2100-0	49-18	1427-906-0010-0	60- 1	1427-937-0040-0	58-24
1427-606-2200-0	49-30	1427-906-2010-0	60-12	1427-937-0090-0	58-29
1427-611-0010-0	49-17	1427-921-0000-0	60-18	1427-937-0190-0	58-46
1427-611-2200-0	49- 2	1427-921-2100-0	60-19	1427-941-0020-0	58-22
1427-621-0020-0	32-10	1427-921-2200-0	60-23	1427-941-0031-0	58- 7
1427-621-0030-0	32-13	1427-922-2000-0	53- 1	1427-941-0080-0	58-33
1427-621-0040-0	32-12	1427-922-2100-0	53- 2	1427-941-0090-0	58-26
1427-621-0050-0	32- 7	1427-922-2200-0	53-12	1427-941-0160-0	58-30
1427-621-0060-0	32-30	1427-922-2300-0	53-13	1427-941-0190-0	58-11
1427-621-0070-0	32-31	1427-923-2000-0	53- 5	1427-941-0210-0	58-12
1427-621-0080-0	50-10	1427-932-0020-0	58-14	1427-941-0220-0	58-13
1427-621-0110-0	50-22	1427-932-0030-0	58-15	1427-941-0230-0	58-31
1427-621-0120-0	51-28	1427-932-0040-0	58-16	1427-941-0240-0	58-32
1427-621-0150-0	60-14	1427-932-0080-0	58-34	1427-941-0270-0	55-43
1427-621-0190-0	20-33	1427-932-0090-0	58-35	1427-941-0270-0	56-43
1427-621-0250-0	51-13	1427-932-0110-0	58-36	1427-943-0041-0	58-21
1427-621-0260-0	51-29	1427-932-0120-0	57-16	1427-944-0010-0	58-25
1427-621-2000-0	32- 8	1427-932-0121-0	57-16a	1427-957-2000-0	60-25
1427-621-2100-0	32-11	1427-932-0130-0	58-37	1427-957-2100-0	60-26
1427-621-2200-0	50-18	1427-932-0140-0	58-38	1429-406-2100-0	28-31
1427-621-2601-0	50-28	1472-932-0150-0	58-39	1431-935-0070-0	59-15
1427-621-2620-0	50-31	1427-932-0160-0	58-40	1431-948-0010-0	58-44
1427-621-2620-0	60-15	1427-932-0170-0	58-41	1431-101-0010-0	18-14
1427-621-2630-0	50-30	1427-932-0180-0	58-42	1434-101-0020-0	18-15
1427-621-2640-0	50-32	1427-932-0190-0	58-43	1434-101-0041-0	18-22
1427-621-2670-0	50-38	1427-934-0020-0	59- 1	1434-101-0060-0	19- 4
1427-621-3001-0	20-31	1427-934-0030-0	59- 2	1434-101-0070-0	19- 9
1427-621-3101-0	50-39	1472-934-0040-0	59- 3	1434-101-2100-0	18- 1
1427-621-3200-0	50- 1	1427-934-0051-0	59- 4	1434-101-2120-0	18- 2
1427-621-3240-0	50- 2	1472-934-0060-0	59- 5	1434-101-2130-0	18- 3
1427-621-3230-0	50- 3	1427-934-0090-0	59- 9	1434-101-2140-0	18- 5
1427-622-2000-0	32- 8-1	1427-934-0120-0	59- 6	1434-101-2150-0	18- 6
1427-623-0030-0	51-14	1427-934-0130-0	59-10	1434-101-2160-0	18- 4
1427-623-0040-0	51-15	1427-934-0150-0	59-11	1434-101-2300-0	19- 1
1427-623-0050-0	51-16	1427-934-0160-0	59-12	1434-101-2400-0	19- 2
1427-623-2000-0	50-24	1427-934-0180-0	59-16	1434-101-2500-0	19- 3

Parts No. Pièces No.	Ref No. Réf No.	Parts No. Pièces No.	Ref No. Réf No.	Parts No. Pièces No.	Ref No. Réf No.
1431-101-2600-0	19- 5	1434-120-2000-0	29- 1	1434-301-2100-0	30-23
1434-101-2720-0	18-26	1434-122-0020-0	29-34	1434-301-2101-0	30-23a
1434-101-2721-0	18-26a	1434-122-0031-0	29-41	1434-301-2101-0	31-20
1434-101-2730-0	18-28	1434-122-0032-0	29-41a	1434-301-2200-0	30-30
1431-101-2800-0	18-18	1434-122-0040-0	29-50	1434-301-2200-0	31-26
1434-101-2801-0	18-18a	1434-122-0041-0	29-50a	1434-307-0010-0	38-10
1434-102-0030-0	61- 8	1434-122-0050-0	29-38	1434-307-0011-0	38-10a
1434-102-2100-0	18-25	1434-122-0060-0	29-51	1434-312-0010-0	30-22
1434-102-2101-0	18-25a	1434-122-0070-0	29-37	1434-312-0010-0	31-18
1434-102-3000-0	61- 0-1	1434-122-2000-0	29-46	1434-312-0020-0	30-33
1434-102-3100-0	61- 1	1434-122-2200-0	29-31	1434-312-0030-0	30- 2-1
1434-102-3110-0	61- 2	1434-201-1000-0	36-22	1434-312-0040-0	30-36
1434-102-3120-0	61- 3	1434-201-2002-0	36-22a	1434-312-0050-0	30-43
1434-102-3130-0	61- 4	1434-201-2100-0	36-23	1434-312-0060-0	30-50
1434-102-3140-0	61- 5	1434-201-2102-0	36-23a	1434-312-0070-0	31-38
1434-102-3300-0	61- 7	1434-203-0010-0	34-18	1434-312-0080-0	31-47
1434-111-2000-0	32- 1	1434-203-0020-0	34-22	1434-312-0090-0	31-44
1434-111-2100-0	32- 6	1434-211-0010-0	34-26	1434-312-2000-0	30-27
1434-116-0010-0	39- 1	1434-211-0020-0	34-27	1434-312-2000-0	31-24
1434-116-0020-0	39- 3	1434-211-0030-0	34-34	1434-212-2100-0	30- 1
1434-116-0030-0	39- 6	1434-211-0040-0	34-32	1434-312-2100-0	31- 1
1434-116-0050-0	39- 8	1434-211-0050-0	34-41	1434-312-2200-0	30- 3
1434-116-0070-0	39- 7a	1434-211-0060-0	34-43	1434-312-2200-0	31- 3
1434-116-2000-0	39- 2	1434-211-0061-0	34-43a	1434-312-2300-0	30- 5
1434-116-2100-0	39- 7	1434-211-0070-0	34-44	1434-312-2300-0	31- 5
1434-117-0010-0	39-21	1434-211-0080-0	34-48	1434-312-2400-0	30-17
1434-117-0011-0	39-21a	1434-211-0081-0	34-48a	1434-312-2500-0	30-27-1
1434-117-0020-0	39-22	1434-211-0090-0	34-47	1434-312-2600-0	30- 1-1
1434-117-2000-0	39-11	1434-211-0110-0	34-45	1434-312-2700-0	30-34
1434-117-2001-0	39-11a	1434-211-0120-0	34-49	1434-312-2800-0	30-35
1434-117-2100-0	39-18	1434-211-0130-0	34-26-1	1434-312-2900-0	30- 3-1
1434-117-2101-0	39-18a	1434-211-0140-0	34-46	1434-312-3000-0	30-37
1434-117-2102-0	39-18b	1434-211-2000-0	34-33	1434-312-3100-0	30-42
1434-117-2201-0	39-28	1434-211-2100-0	34-42	1434-312-3200-0	30-48
1434-117-2202-0	39-28a	1434-216-0011-0	35-40	1434-312-3300-0	31- 9
1434-120-0010-0	29-22	1434-216-0020-0	35-39	1434-312-3400-0	31-41
1434-120-0020-0	29-20	1434-301-2000-0	30-24	1434-312-3500-0	31-42
1434-120-0030-0	29-17	1434-301-2000-0	31-21	1434-312-3600-0	31-43

Parts No. Pièces No.	Ref No. Réf No.	Parts No. Pièces No.	Ref No. Réf No.	Parts No. Pièces No.	Ref No. Réf No.
1434-317-2000-0	38-11	1434-503-2200-0	45-25	1423-611-2001-0	49- 1a
1434-317-2010-8	38-13	1434-503-2220-0	45-26	1434-611-2010-0	49-39
1434-317-2010-8	38-34	1434-503-2300-0	45-38	1434-611-2200-0	49-10
1434-317-2200-0	38-12	1434-503-2400-0	45-33	1434-611-2201-0	49-10a
1431-317-2300-0	38-32	1434-503-2500-0	45-34	1434-616-2200-0	29-55
1434-317-3400-0	38-33	1434-503-2600-0	46-12	1434-621-0030-0	51-17
1434-317-2500-0	38-38	1434-503-2700-0	47-17	1434-621-0031-0	51-17a
1434-317-2510-8	38-40	1434-503-2800-0	47-12	1434-621-0040-0	51-18
1434-317-2600-0	38-39	1434-503-2900-0	48- 5	1434-621-2000-0	51-11
1434-402-2100-0	20-13	1434-503-3000-0	48- 1	1434-905-0010-0	58- 8
1434-416-2000-0	29-54	1434-502-3100-0	47-25	1434-905-0020-0	58-27
1434-431-0020-0	21- 6	1434-503-3200-0	47-27	1434-905-0030-0	58-28
1434-431-0030-0	21- 7	1434-503-3300-0	47-33	1434-905-0040-0	58- 1
1434-431-0040-0	21- 9	1434-504-0010-0	48-13	1434-905-0050-0	58- 2
1434-431-0050-0	21- 8	1434-504-0020-0	48-19	1434-905-0060-0	58- 3
1434-441-2000-0	25- 1a	1434-504-2000-0	48-12	1434-905-0070-0	58-19
1434-441-2010-0	25- 4a	1434-504-2001-0	48-12a	1434-905-0080-0	58- 4
1434-441-2100-0	25- 2a	1434-504-2100-0	48-18	1434-905-0090-0	58-20
1434-501-0020-0	45-21	1434-511-0000-0	54- 0-1	1434-905-0110-0	58- 5
1434-501-0030-0	46-20	1434-511-2100-0	54-37a	1434-907-0010-0	59- 7
1434-501-0040-0	46-17	1434-511-2001-0	54-38	1434-907-0020-0	59- 8
1434-501-0050-0	46-15	1434-601-0010-0	20- 9	1434-907-0030-0	59-13
1434-501-0060-0	46-14	1434-601-0020-0	20-26	1434-907-0040-0	59-14
1434-501-2000-0	45- 1	1434-601-2001-0	20- 1	1434-909-0030-0	58-45
1434-502-0010-0	46- 1	1434-601-2200-0	20-12	1434-915-2000-0	19-14
1434-502-0021-0	46- 3	1434-601-2301-0	20-21	1434-915-2100-0	19-15
1434-502-0030-0	46- 4	1434-601-2400-0	20-22	1434-915-2200-0	19-16
1434-502-2100-0	46- 4a	1434-601-2600-0	20-14a	1435-601-2001-0	20-14
1434-503-0010-0	45-39	1434-602-0010-0	50- 7	1436-122-0010-0	29-35
1434-503-0020-0	45-30	1434-602-0020-0	18-34	1436-122-2200-0	29-31a
1434-503-0040-0	47-26	1434-602-2200-0	18-33	1444-514-2900-0	54-34
1434-503-0041-0	47-26a	1434-602-2201-0	18-33a	1480-611-2010-0	49- 3a
1434-503-0050-0	47-28	1434-602-2300-0	20-15	1480-611-2010-0	49-38
1434-503-2000-0	47- 1	1434-603-0020-8	20- 2	1488-611-0030-0	49- 8a
1434-503-2020-0	47- 2	1434-603-2000-0	20- 6	1488-611-2001-0	49-37
1434-503-2030-0	47- 3	1434-606-0010-0	49-20	1491-307-0010-0	38-10b
1434-503-2040-0	47- 4	1434-611-0021-0	49-25	2101-230-0010-0	35-26a
1434-503-2100-0	48- 8	1434-611-2000-0	49- 1	2101-230-0010-0	57- 4a

Parts Pieces	No. No.	Ref Ref	No. No.				
2130-931-2100-0		60-24a					
3560-702-0010-0		60-13					
3737-154-0020-0		49- 8					
3737-172-0090-0		51-21					
3740-162-0050-0		49- 7a					
3750-412-0030-0		60-11					
3762-174-2000-0		20-32					
3768-155-0100-0		30-49					
4106-105-3030-0		35-26					
4106-105-3030-0		57- 4					
7954-205-1010-0		49-13					
7955-201-0260-0		21- 2					
7955-201-0260-0		22- 2					
7955-201-0260-0		38- 9a					

TX

No.1400-098-0111-0
Printed in Japan JULY 1984

ISEKI & CO., LTD.

Foreign Affairs Division

3-6, Kioicho, Chiyoda-ku, Tokyo, 102, Japan

Telex: 232-2752, 232-2753

Cable address: ISEKIRICE TOKYO

Phone: 03-238-5245~5258